

The Air Force in Facts & Figures

2017 USAF Almanac



Air Force Chief of Staff Gen. David Goldfein (left) listens as fire control officer Maj. Travis Tucker explains an AC-130U's weapons.

Structure of the Force

There is considerable variation in how the major commands and subordinate units of the Air Force are organized. This overview describes the Air Force's primary organizational structures.

■ **DEPARTMENT OF DEFENSE (DOD)** A Cabinet agency headed by the Secretary of Defense. It comprises three military departments—Air Force, Army, and Navy—each with a civilian Secretary.

■ **JOINT CHIEFS OF STAFF** DOD's corporate military leadership. The Chairman and vice chairman serve full time in their positions, while the service chiefs also serve as the military heads of their respective services.

Current Air Force Leaders

■ **SECRETARY OF THE AIR FORCE**

Lisa S. Disbrow (acting): Jan. 20, 2017

■ **AIR FORCE CHIEF OF STAFF**

Gen. David L. Goldfein: July 1, 2016

■ **CHIEF MASTER SERGEANT OF THE AIR FORCE**

CMSAF Kaleth O. Wright: Feb. 17, 2017

■ **DEPARTMENT OF THE AIR FORCE** Headed by the Secretary of the Air Force. Supporting the SECAF are the Secretariat Staff and the Chief of Staff of the Air Force, who oversees the Air Staff, among other duties. The heads of the major commands report to the CSAF.

■ **MAJOR COMMAND** Most Air Force units fall under a majcom, having broad functional responsibilities. Majcoms are organized under a unit-oriented scheme, with one or more numbered air forces, or a major non-unit scheme, with one or more centers.

■ **WING** The predominant command entity within USAF. The typical Air Force base is built around a wing.

■ **GROUP** Four groups make up a standard wing, covering operations (operates primary mission equipment and includes such

functions as intelligence); maintenance (provides weapon system maintenance); mission support (provides base support and services, including civil engineer, logistics readiness, and security forces); and medical.

■ **SQUADRON** The basic organizational building block of the Air Force. Squadrons generally work under one of the four groups to provide either mission or functional support.

■ **FLIGHTS** Several flights may exist within squadrons.

■ **FOAs, DRUs, AUXILIARY** The Air Force organization also includes field operating agencies (FOAs), carrying out specialized activities; direct reporting units (DRUs), performing specific missions not covered by majcoms; and an auxiliary.

USAF TOTAL FORCE

(As of Sept. 30, 2016)

Estimate Estimate

	FY08	FY09	FY10	FY11	FY12	FY13	FY14	FY15	FY16	FY17
Air Force Active Duty										
Officers	64,805	65,496	66,201	65,487	64,932	64,806	62,349	61,004	60,961	62,000
Enlisted	258,092	263,351	263,437	263,542	263,964	261,976	250,104	246,322	252,762	251,000
Cadets	4,482	4,561	4,558	4,341	4,022	3,912	3,879	4,031	4,160	4,000
Total Air Force Active Duty	327,379	333,408	334,196	333,370	332,918	330,694	316,332	311,357	317,883	317,000
Civilian Personnel										
Direct Hire (excluding technicians)	124,698	123,106	134,183	145,407	142,047	141,496	129,120	129,985	134,146	133,693
Air National Guard Technicians	22,353	22,391	22,657	22,139	22,859	22,568	22,225	23,448	22,290	22,453
Air Force Reserve Command Technicians	8,857	9,147	10,068	9,397	10,366	9,277	10,429	8,501	9,904	10,151
Total Direct Hire	155,908	154,644	166,908	176,943	175,272	173,341	161,774	161,934	166,340	166,297
Indirect Hire	6,515	6,346	6,564	6,776	6,714	6,501	4,823	4,090	4,679	4,490
Total Civilian Personnel	162,423	160,990	173,472	183,719	181,986	179,842	166,597	166,024	171,019	170,787
Air National Guard										
Selected Reserve Officers	14,115	14,326	14,389	14,418	14,598	14,731	15,024	15,084	14,593	14,610
Selected Reserve Enlisted	93,564	94,870	93,287	91,267	90,791	90,977	91,356	90,644	90,907	91,090
Total ANG	107,679	109,196	107,676	105,685	105,389	105,708	106,380	105,728	105,500	105,700
Air Force Reserve Command										
Selected Reserve Officers	15,169	14,753	14,560	14,535	14,303	14,060	13,817	13,937	14,896	14,370
Selected Reserve Enlisted	52,396	53,233	55,559	56,786	57,125	56,853	55,967	54,557	54,304	54,630
Total AFRC Selected Reserve	67,565	67,986	70,119	71,321	71,428	70,913	69,784	68,494	69,200	69,000
Individual Ready Reserve Officers	13,633	12,833	11,692	11,692	11,222	11,222	11,222	7,302	7,492	7,492
IRR Enlisted	35,668	30,349	28,863	28,863	24,271	24,271	24,271	29,449	29,359	29,359
Total AFRC IRR	49,301	43,182	40,555	40,555	35,493	35,493	35,493	36,751	36,851	36,851
Total AFRC	116,866	111,168	110,674	111,876	106,921	106,406	105,277	105,245	106,051	105,851
Total Ready Reserve	224,545	220,364	218,350	217,561	212,310	212,114	211,657	210,973	211,551	211,550

ARMED FORCES MANPOWER TRENDS, END STRENGTH (IN THOUSANDS)

(As of Sept. 30, 2016)

Estimate Estimate

	FY08	FY09	FY10	FY11	FY12	FY13	FY14	FY15	FY16	FY17
Active Duty Military										
Air Force	327	333	334	333	333	331	316	311	317	317
Army	544	553	566	566	550	532	508	491	475	460
Marine Corps	199	203	202	201	198	196	188	184	182	182
Navy	332	329	328	325	318	324	326	328	327	323
Total	1,402	1,418	1,430	1,425	1,399	1,383	1,338	1,314	1,301	1,282
Guard and Reserve (selected reserve)										
Air National Guard	108	109	108	107	105	106	106	106	106	106
Air Force Reserve	68	68	70	71	71	71	70	68	69	69
Army National Guard	360	358	362	358	358	358	354	350	342	335
Army Reserve	197	205	205	205	201	198	195	199	198	195
Marine Corps Reserve	38	39	39	40	40	40	40	39	39	39
Naval Reserve	68	67	65	66	65	62	59	57	57	58
Total	839	846	849	847	840	835	824	819	811	802
Direct-hire Civilian (full-time equivalents)										
Air Force	156	155	167	177	175	173	162	162	166	166
Army	230	247	260	269	250	242	195	194	190	185
Navy/Marine Corps	178	186	195	201	201	197	182	186	191	192
Defense Agencies	108	115	120	125	133	127	185	183	191	190
Total	672	703	742	772	759	739	724	725	738	733



First Lt. Andrej Pulver of the 56th Rescue Squadron, RAF Lakenheath, UK, performs a preflight check. More than 27,000 airmen are stationed in Europe.

ACTIVE DUTY AIRMEN BY RANK

(As of Sept. 30, 2016)

Officers	Men	Women	Total
General	11	2	13
Lieutenant General	35	5	40
Major General	82	9	91
Brigadier General	146	7	153
Colonel	2,858	462	3,320
Lieutenant Colonel	8,112	1,473	9,585
Major	10,376	2,526	12,902
Captain	16,443	4,809	21,252
First Lieutenant	5,192	1,709	6,901
Second Lieutenant	5,147	1,557	6,704
Total	48,402	12,559	60,961
Enlisted			
Chief Master Sergeant	2,151	364	2,515
Senior Master Sergeant	3,967	1,028	4,995
Master Sergeant	19,519	4,965	24,484
Technical Sergeant	32,148	7,529	39,677
Staff Sergeant	48,381	11,014	59,395
Senior Airman	48,834	10,716	59,550
Airman First Class	34,912	8,940	43,852
Airman First Class	5,572	1,449	7,021
Airman Basic	8,992	2,281	11,273
Total	204,476	48,286	252,762
Cadets			
Total Personnel	3,113	1,047	4,160
Total Personnel	255,991	61,892	317,883

NUMBER AND PERCENTAGE OF ACTIVE DUTY AIRMEN BY GENDER

(As of Sept. 30, 2016)

	1950	1960	1970	1980	1990	2000	2010	2016
Officers								
Male	55,474	126,014	125,136	89,156	86,714	57,204	53,838	48,402
Percentage	97.3%	97.2%	96.4%	91.3%	86.7%	82.9%	81.3%	79.4%
Female	1,532	3,675	4,667	8,493	13,331	11,819	12,363	12,559
Percentage	2.7%	2.8%	3.6%	8.7%	13.3%	17.1%	18.7%	20.6%
Total Officers	57,006	129,689	129,803	97,649	100,045	69,023	66,201	60,961
Enlisted								
Male	350,489	679,412	652,559	399,517	374,385	231,620	212,491	204,476
Percentage	98.9%	99.2%	98.6%	86.8%	86.0%	80.8%	80.7%	80.9%
Female	3,782	5,651	8,987	60,803	60,803	55,011	50,946	48,286
Percentage	1.1%	0.8%	1.4%	13.2%	14.0%	19.2%	19.3%	19.1%
Total Enlisted	354,271	685,063	661,546	460,320	435,188	286,631	263,437	252,762
Cadets								
Male	0	1,949	4,144	3,907	3,817	3,617	3,592	3,113
Percentage	0.0%	100.0%	100.0%	88.6%	87.3%	84.6%	78.8%	74.8%
Female	0	0	0	504	553	658	966	1,047
Percentage	0.0%	0.0%	0.0%	11.4%	12.7%	15.4%	21.2%	25.2%
Total Cadets	0	1,949	4,144	4,411	4,370	4,275	4,558	4,160

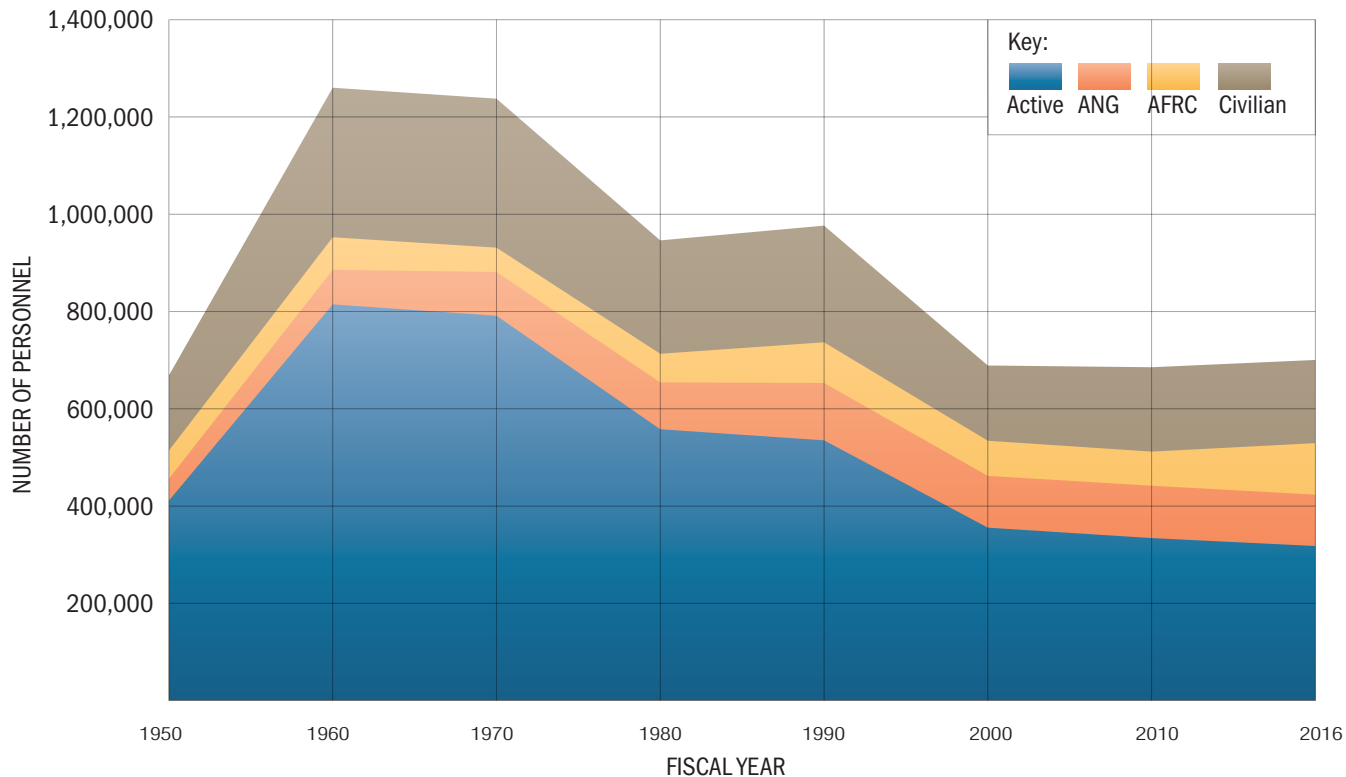
ACTIVE DUTY AIRMEN BY REGION

(As of Sept. 30, 2016)

REGIONS	1950	1960	1970	1980	1990	2000	2010	2016
US and its Territories	342,437	633,327	565,098	445,886	418,027	291,260	277,123	254,565
Europe	24,531	104,899	72,937	76,788	69,296	32,901	30,963	27,105
East Asia, Pacific	36,412	50,679	139,666	32,263	33,558	22,030	12,649	19,629
Africa, Mideast, S. Asia	1,491	11,160	608	674	376	8,972	891	7,901
Western Hemisphere	6,266	14,106	5,348	2,211	2,356	345	339	308
Other	140	581	7,692	147	11,620	146	12,231	8,375
Total	411,277	814,752	791,349	557,969	535,233	355,654	334,196	317,883

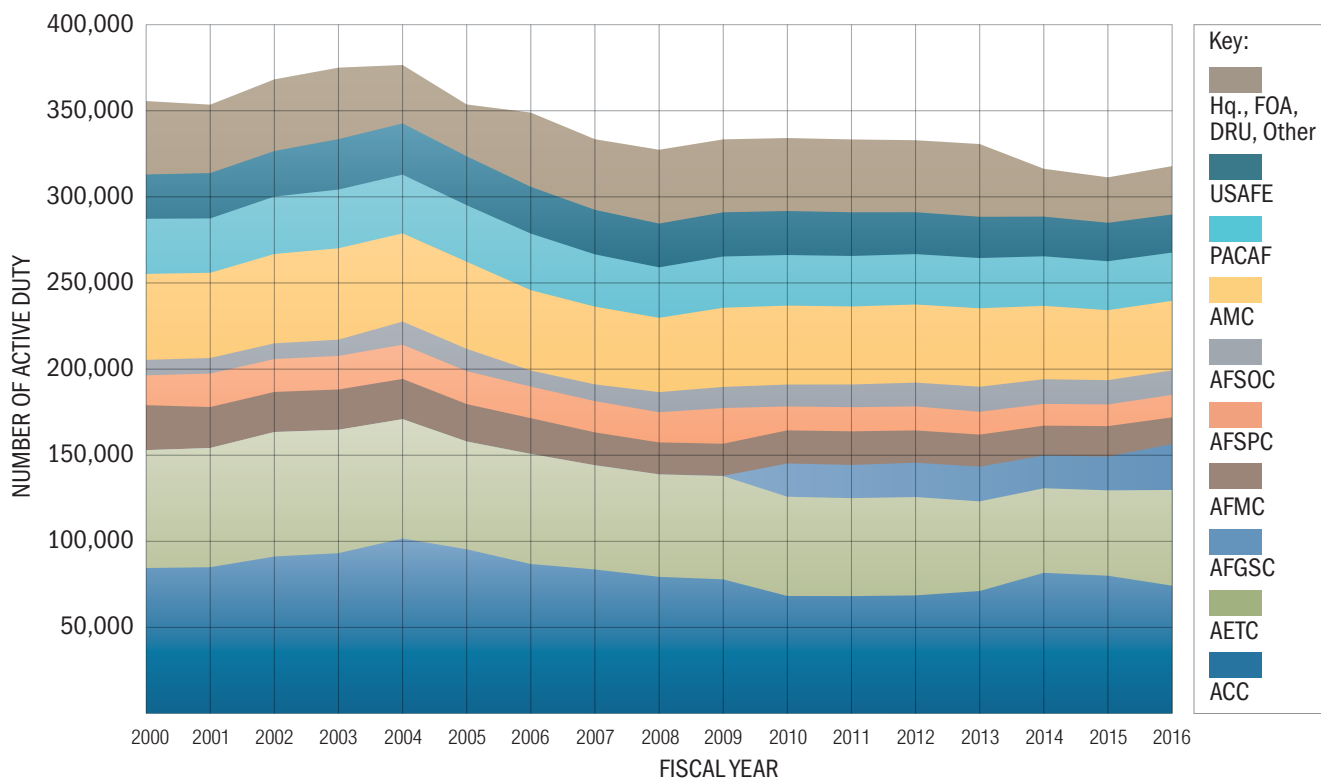
These are permanently assigned airmen. Those deployed for operations in Afghanistan, Syria, and Iraq are included in US (transients) and Other totals.

TOTAL FORCE OVER TIME



Data for 1950 and 1960 as of June 30; data for other years as of Sept. 30. Sources: *Air Force Magazine's "USAF Almanac,"* various years; US Census Bureau, "Statistical Abstract of the United States"; "Department of Defense Selected Manpower Statistics," various years.

ACTIVE DUTY AIRMEN BY ACTIVE DUTY MAJOR COMMAND



Data as of Sept. 30.



Crew chief SrA. Peter Espinoza, deployed from Osan AB, South Korea, goes through an A-10 checklist at Clark AB, Philippines. About 28,000 military personnel are assigned to PACAF.

ACTIVE DUTY PERSONNEL STRENGTH

(As of Sept. 30, 2016)

YEAR	NUMBER	YEAR	NUMBER
1907	3	1963	869,431
1908	13	1964	856,798
1909	27	1965	824,662
1910	11	1966	887,353
1911	23	1967	897,494
1912	51	1968	904,850
1913	114	1969	862,353
1914	122	1970	791,349
1915	208	1971	755,300
1916	311	1972	725,838
1917	1,218	1973	691,182
1918	195,023	1974	643,970
1919	25,603	1975	612,751
1920	9,050	1976	585,416
1921	11,649	1977	570,695
1922	9,642	1978	569,712
1923	9,441	1979	559,455
1924	10,547	1980	557,969
1925	9,670	1981	570,302
1926	9,674	1982	582,845
1927	10,078	1983	592,044
1928	10,549	1984	597,125
1929	12,131	1985	601,515
1930	13,531	1986	608,199
1931	14,780	1987	607,035
1932	15,028	1988	576,446
1933	15,099	1989	570,880
1934	15,861	1990	535,233
1935	16,247	1991	510,432
1936	17,233	1992	470,315
1937	19,147	1993	444,351
1938	21,089	1994	426,327
1939	23,455	1995	400,409
1940	51,165	1996	389,001
1941	152,125	1997	377,385
1942	764,415	1998	367,470
1943	2,197,114	1999	360,590
1944	2,372,292	2000	355,654
1945	2,282,259	2001	353,571
1946	455,515	2002	368,251
1947	305,827	2003	375,062
1948	387,730	2004	376,616
1949	419,347	2005	353,696
1950	411,277	2006	348,953
1951	788,381	2007	333,495
1952	983,261	2008	327,379
1953	977,593	2009	333,408
1954	947,918	2010	334,196
1955	959,946	2011	333,370
1956	909,958	2012	332,918
1957	919,835	2013	330,694
1958	871,156	2014	316,332
1959	840,435	2015	311,357
1960	814,752	2016	317,883
1961	821,151	2017	317,000
1962	884,025		

2017 number is an estimate.

PERSONNEL STRENGTH BY COMMANDS, FOAs, & DRUs

(As of Sept. 30, 2016)

	MILITARY	CIVILIAN	TOTAL
Active Duty Major Commands			
Air Combat Command	74,240	10,610	84,850
Air Education and Training Command	55,577	14,412	69,989
Air Force Global Strike Command	26,677	3,969	30,646
Air Force Materiel Command	15,475	61,941	77,416
Air Force Space Command	13,064	6,880	19,944
Air Force Special Operations Command	14,223	1,732	15,955
Air Mobility Command	40,403	8,191	48,594
Pacific Air Forces	28,003	3,296	31,299
US Air Forces in Europe	22,143	1,662	23,805
Total Major Commands	289,805	112,693	402,498
Field Operating Agencies (FOAs)			
Air Force Agency for Modeling and Simulation	7	13	20
Air Force Audit Agency	0	589	589
Air Force Cost Analysis Agency	12	73	85
Air Force Flight Standards Agency	113	57	170
Air Force Historical Research Agency	0	37	37
Air Force Inspection Agency	90	25	115
Air Force Legal Operations Agency	566	242	808
Air Force Manpower Analysis Agency	117	130	247
Air Force Medical Operations Agency	165	194	359
Air Force Medical Support Agency	190	83	273
Air Force Mortuary Affairs Operations	19	29	48
Air Force Office of Special Investigations	1,487	841	2,328
Air Force Operations Group	39	3	42
Air Force Personnel Center	646	1,412	2,058
Air Force Public Affairs Agency	220	37	257
Air Force Review Boards Agency	14	77	91
Air Force Safety Center	41	64	105
Air National Guard Readiness Center	48	816	864
Total FOAs	3,774	4,722	8,496
Direct Reporting Units (DRUs)			
Air Force District of Washington	3,576	981	4,557
Air Force Operational Test and Evaluation Center	340	237	577
US Air Force Academy	1,984	1,309	3,293
Total DRUs	5,900	2,527	8,427
Other			
Hq. USAF	1,718	2,068	3,786
Other	12,526	44,330	56,856
Cadets	4,160	0	4,160
Total Other	18,404	46,398	64,802
Total Strength	317,883	166,340*	484,223

*Civilian total strength excludes 4,679 indirect hires.

MONTHLY MILITARY BASIC RATES OF PAY

(Effective Jan. 1, 2017)

		YEARS OF SERVICE														
		<2	2	3	4	6	8	10	12	14	16	18	20	22	24	26
COMMISSIONED OFFICERS	Pay Grade															
	O-10 ^a												\$15,583	\$15,583	\$15,583	\$15,583
	O-9 ^a												14,352	14,559	14,858	15,379
	O-8 ^a	10,155	10,488	10,709	10,770	11,046	11,506	11,613	12,050	12,175	12,552	13,097	13,599	13,934	13,934	13,934
	O-7 ^a	8,438	8,830	9,011	9,156	9,417	9,675	9,973	10,270	10,569	11,506	12,297	12,297	12,297	12,297	12,360
	O-6 ^a	6,399	7,030	7,491	7,491	7,520	7,842	7,885	7,885	8,333	9,125	9,590	10,055	10,319	10,587	11,106
	O-5	5,334	6,009	6,425	6,503	6,763	6,918	7,260	7,511	7,834	8,330	8,565	8,798	9,063	9,063	9,063
	O-4	4,603	5,328	5,684	5,762	6,092	6,446	6,887	7,230	7,469	7,606	7,685	7,685	7,685	7,685	7,685
	O-3	4,047	4,587	4,951	5,398	5,657	5,941	6,124	6,426	6,584	6,584	6,584	6,584	6,584	6,584	6,584
	O-2	3,497	3,982	4,586	4,741	4,839	4,839	4,839	4,839	4,839	4,839	4,839	4,839	4,839	4,839	4,839
	O-1	3,035	3,159	3,819	3,819	3,819	3,819	3,819	3,819	3,819	3,819	3,819	3,819	3,819	3,819	3,819
	O-3E ^b				5,398	5,657	5,941	6,124	6,426	6,681	6,827	7,026	7,026	7,026	7,026	7,026
	O-2E ^b				4,741	4,839	4,993	5,253	5,454	5,604	5,604	5,604	5,604	5,604	5,604	5,604
O-1E ^b				3,819	4,078	4,229	4,382	4,534	4,741	4,741	4,741	4,741	4,741	4,741	4,741	
ENLISTED MEMBERS	E-9 ^c							5,053	5,167	5,312	5,481	5,653	5,927	6,159	6,403	6,776
	E-8						4,136	4,319	4,432	4,568	4,715	4,980	5,115	5,344	5,471	5,783
	E-7	2,875	3,138	3,258	3,417	3,542	3,755	3,875	4,089	4,267	4,388	4,517	4,567	4,735	4,825	5,168
	E-6	2,487	2,737	2,857	2,975	3,097	3,373	3,480	3,688	3,752	3,798	3,852	3,852	3,852	3,852	3,852
	E-5	2,278	2,432	2,549	2,669	2,857	3,053	3,214	3,233	3,233	3,233	3,233	3,233	3,233	3,233	3,233
	E-4	2,089	2,196	2,315	2,432	2,536	2,536	2,536	2,536	2,536	2,536	2,536	2,536	2,536	2,536	2,536
	E-3	1,886	2,004	2,126	2,126	2,126	2,126	2,126	2,126	2,126	2,126	2,126	2,126	2,126	2,126	2,126
	E-2	1,793	1,793	1,793	1,793	1,793	1,793	1,793	1,793	1,793	1,793	1,793	1,793	1,793	1,793	1,793
	E-1	1,600	1,600	1,600	1,600	1,600	1,600	1,600	1,600	1,600	1,600	1,600	1,600	1,600	1,600	1,600

Amounts have been rounded to the nearest dollar.

^aBasic pay for pay grades O-7 through O-10 is limited to \$15,583.20. Basic pay for O-6 and below is limited to \$12,641.70.

^bApplicable to O-1 to O-3 with at least four years and one day of Active Duty or more than 1,460 points as an enlisted member.

^cBasic pay for the Chief Master Sergeant of the Air Force is \$8,165.



At a flight safety briefing at Al Udeid AB, Qatar, 1st Lt. Bridget Henry, a critical care nurse, dons a helmet. The Air Force had an Active Duty end strength of 317,883 in 2016.

AVIATION CAREER INCENTIVE PAY

(Effective Jan. 1, 2017)

Monthly Rate	Years of Service as an Aviation Officer
\$125	Two or fewer
156	More than two
188	More than three
206	More than four
650	More than six
840	More than 14
585	More than 22
495	More than 23
385	More than 24
250	More than 25

Provided to qualified rated officers. Continuous pay ends following the 25th year of service.

CAREER ENLISTED FLIER INCENTIVE PAY

(Effective Jan. 1, 2017)

Monthly Rate	Years of Aviation Service as an Enlisted Member
\$150	Four or fewer
225	More than four
350	More than eight
400	More than 14

HAZARDOUS DUTY PAY

(Effective Jan. 1, 2017)

Pay Grade	Monthly Rate
O-10	\$150
O-9	150
O-8	150
O-7	150
O-6	250
O-5	250
O-4	225
O-3	175
O-2	150
O-1	150
E-9	\$240
E-8	240
E-7	240
E-6	215
E-5	190
E-4	165
E-3	150
E-2	150
E-1	150

ANNUAL PAY FOR FEDERAL CIVILIANS

(Effective Jan. 1, 2017)

GENERAL SCHEDULE										
Grade	Step 1	Step 2	Step 3	Step 4	Step 5	Step 6	Step 7	Step 8	Step 9	Step 10
GS-1	\$18,526	\$19,146	\$19,762	\$20,375	\$20,991	\$21,351	\$21,960	\$22,575	\$22,599	\$23,171
GS-2	20,829	21,325	22,015	22,599	22,853	23,525	24,197	24,869	25,541	26,213
GS-3	22,727	23,485	24,243	25,001	25,759	26,517	27,275	28,033	28,791	29,549
GS-4	25,514	26,364	27,214	28,064	28,914	29,764	30,614	31,464	32,314	33,164
GS-5	28,545	29,497	30,449	31,401	32,353	33,305	34,257	35,209	36,161	37,113
GS-6	31,819	32,880	33,941	35,002	36,063	37,124	38,185	39,246	40,307	41,368
GS-7	35,359	36,538	37,717	38,896	40,075	41,254	42,433	43,612	44,791	45,970
GS-8	39,159	40,464	41,769	43,074	44,379	45,684	46,989	48,294	49,599	50,904
GS-9	43,251	44,693	46,135	47,577	49,019	50,461	51,903	53,345	54,787	56,229
GS-10	47,630	49,218	50,806	52,394	53,982	55,570	57,158	58,746	60,334	61,922
GS-11	52,329	54,073	55,817	57,561	59,305	61,049	62,793	64,537	66,281	68,025
GS-12	62,722	64,813	66,904	68,995	71,086	73,177	75,268	77,359	79,450	81,541
GS-13	74,584	77,070	79,556	82,042	84,528	87,014	89,500	91,986	94,472	96,958
GS-14	88,136	91,074	94,012	96,950	99,888	102,826	105,764	108,702	111,640	114,578
GS-15	103,672	107,128	110,584	114,040	117,496	120,952	124,408	127,864	131,320	134,776

SENIOR EXECUTIVE SERVICE

(Effective Jan. 1, 2017)

SES Pay System Structure	Minimum	Maximum
Certified SES performance appraisal system	\$124,405	\$187,000
Noncertified SES performance appraisal system	\$124,406	\$172,100

The pay scale does not include locality pay.

HOUSING ALLOWANCE

(Effective Jan. 1, 2017)

Pay Grade	Without Dependents	With Dependents
O-10	\$1,655	\$2,036
O-9	1,655	2,036
O-8	1,655	2,036
O-7	1,655	2,036
O-6	1,518	1,833
O-5	1,462	1,767
O-4	1,354	1,558
O-3	1,086	1,289
O-2	860	1,100
O-1	739	984
O-3E	1,172	1,385
O-2E	997	1,250
O-1E	867	1,155
E-9	\$1,003	1,323
E-8	922	1,220
E-7	850	1,133
E-6	785	1,046
E-5	706	942
E-4	614	818
E-3	571	761
E-2	545	725
E-1	545	725

The Basic Allowance for Housing Reserve Component/Transit (BAH RC/T) is a nonlocality housing allowance for members in particular circumstances, such as reservists on Active Duty for 30 or fewer days or an Active Duty member in transit from overseas.



Airmen play football during the 445th Airlift Wing's Family Day at Wright-Patterson AFB, Ohio, in 2016.

SUBSISTENCE ALLOWANCE

(Effective Jan. 1, 2017)

Officers	Enlisted Members
\$254/month	\$368/month

The allowance did not increase in 2017 for the first time in years because average food costs in the US remained flat.



Some \$5 billion was budgeted in 2017 for the F-35A Lightning II.

Funding levels can be expressed in several ways. **Budget authority** is the value of new obligations the federal government is authorized to incur, including some obligations to be met in later years. Figures can also be expressed in **outlays** (actual expenditures, some of which are covered by amounts previously authorized).

Another difference concerns the value of money. When funding is in **current** or then-year dollars, it is not adjusted for inflation. This is the actual amount of dollars that has been or is to be spent, budgeted, or forecast. When funding is expressed in **constant dollars**, or real dollars, the effect of inflation has been taken into account to make direct comparisons between budget years possible. A specific year, often the present one, is chosen as a baseline for constant dollars.

Normally, Congress first authorizes payment, then appropriates it. **Authorization** establishes or continues a federal

program or agency and sets forth guidelines to which it must adhere. **Appropriation** enables federal agencies to spend money for specific purposes.

About the FY18 Budget

President Donald Trump in March released a Fiscal 2018 budget blueprint of \$639 billion for the Defense Department, including \$574 billion for the base budget and \$65 billion for Overseas Contingency Operations. However, as of mid-April, the Pentagon hadn't released its official budget request for the fiscal year beginning Oct. 1. As a result, this year's edition of the almanac uses figures from last year's defense budget (adjusted for inflation), except where the Pentagon's supplemental 2017 budget request provides more current data.

Acronyms and Abbreviations

AEHF	Advanced Extremely High Frequency	GPS	Global Positioning System	NAOC	National Airborne Operations Center
AGS	Alliance Ground Surveillance	helo	helicopter	O&M	operation and maintenance
AMRAAM	Advanced Medium-Range Air-to-Air Missile	ICBM	intercontinental ballistic missile	PAR	Presidential Aircraft Replacement
AWACS	Airborne Warning and Control System	ISR	intelligence, surveillance, and reconnaissance	RDT&E	research, development, test, and evaluation
BM	battle management	JASSM	Joint Air-to-Surface Standoff Missile	SATCOM	satellite communications
C3	command, control, and communications	JDAM	Joint Direct Attack Munition	SBIRS	Space Based Infrared System
DCGS	Distributed Common Ground System	JSTARS	Joint Surveillance Target Attack Radar System	SDB	Small Diameter Bomb
DSRP	Defense Space Reconnaissance Program	Milcon	Military construction	Sigint	signals intelligence
EELV	Evolved Expendable Launch Vehicle	MilSatComm	Military Satellite Communications	SOF	Special operations forces
				UAV	unmanned aerial vehicle

Budget Sources

- Congressional Budget Office**
cbo.gov
■ Topics >> Budget
- Defense Department Comptroller**
comptroller.defense.gov
■ Budget materials by fiscal year
■ Links to budget pages for each service
- Office of Management and Budget**
whitehouse.gov/omb
■ Budget
■ Links to past budgets, including appendices and historical tables (via GPO)

AIR FORCE BUDGET—A 10-YEAR PERSPECTIVE

(Budget authority in millions of current and constant FY18 dollars; excludes war funding)

CURRENT DOLLARS	FY08	FY09	FY10	FY11	FY12	FY13	FY14	FY15	FY16	FY17
Military Personnel	\$30,677	\$31,847	\$33,614	\$34,235	\$35,131	\$34,704	\$35,103	\$33,617	\$33,892	\$34,697
O&M	40,957	44,353	42,267	45,820	47,007	42,550	43,196	44,596	44,111	50,189
Procurement	35,136	35,938	35,830	36,277	36,020	30,341	31,259	33,914	41,003	41,736
RDT&E	26,261	26,305	27,700	26,982	26,113	22,766	23,655	23,568	24,476	28,954
Military Construction	2,507	2,591	2,317	1,416	1,468	482	1,291	1,045	1,649	2,181
Family Housing	1,001	990	569	591	490	520	465	328	492	336
Revolving Funds	60	61	64	67	65	45	150	67	63	64
Total	\$136,600	\$142,086	\$142,360	\$145,386	\$146,295	\$131,408	\$135,120	\$137,134	\$145,685	\$158,156

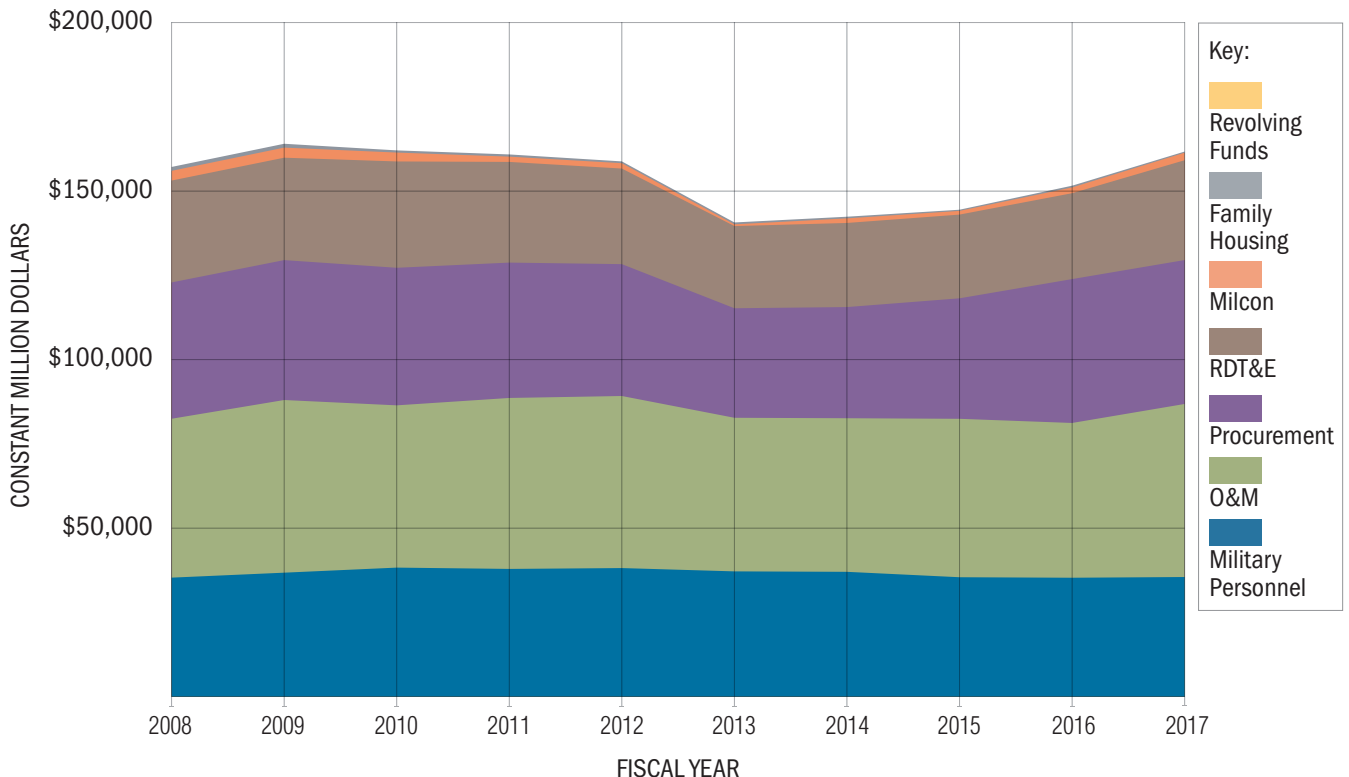
CONSTANT DOLLARS	FY08	FY09	FY10	FY11	FY12	FY13	FY14	FY15	FY16	FY17
Military Personnel	\$35,309	\$36,783	\$38,286	\$37,898	\$38,152	\$37,168	\$37,034	\$35,432	\$35,282	\$35,495
O&M	47,142	51,228	48,142	50,723	51,050	45,571	45,572	47,004	45,920	51,343
Procurement	40,442	41,508	40,810	40,159	39,118	32,495	32,978	35,745	42,684	42,696
RDT&E	30,226	30,382	31,550	29,869	28,359	24,382	24,956	24,841	25,480	29,620
Military Construction	2,886	2,993	2,639	1,568	1,594	516	1,362	1,101	1,717	2,231
Family Housing	1,152	1,143	648	654	532	557	491	346	512	344
Revolving Funds	69	70	73	74	71	48	158	71	66	65
Total	\$157,227	\$164,109	\$162,148	\$160,942	\$158,876	\$140,738	\$142,552	\$144,539	\$151,658	\$161,794

PERCENTAGE CHANGE	FY08	FY09	FY10	FY11	FY12	FY13	FY14	FY15	FY16	FY17
Military Personnel	-1.6%	4.2%	4.1%	-1.0%	0.7%	-2.6%	-0.4%	-4.3%	-0.4%	0.6%
O&M	2.8%	8.7%	-6.0%	5.4%	0.6%	-10.7%	0.0%	3.1%	-2.3%	11.8%
Procurement	8.0%	2.6%	-1.7%	-1.6%	-2.6%	-16.9%	1.5%	8.4%	19.4%	0.0%
RDT&E	4.4%	0.5%	3.8%	-5.3%	-5.1%	-14.0%	2.4%	-0.5%	2.6%	16.3%
Military Construction	6.2%	3.7%	-11.8%	-40.6%	1.7%	-67.6%	163.8%	-19.1%	55.9%	30.0%
Family Housing	-49.0%	-0.8%	-43.3%	1.0%	-18.7%	4.7%	-11.9%	-29.5%	48.2%	-32.9%
Revolving Funds	32.0%	2.0%	3.5%	1.8%	-4.8%	-31.7%	228.4%	-55.4%	-7.1%	-0.2%
Total	2.7%	4.4%	-1.2%	-0.7%	-1.3%	-11.4%	1.3%	1.4%	4.9%	6.7%

Numbers do not add due to rounding.

10-YEAR SPENDING TREND BY CATEGORY

(Budget authority in millions of constant FY18 dollars)



DEFENSE BUDGET AUTHORITY

(In billions)

	Actual 2015	Enacted 2016	Planned 2017	2018	2019	2020	2021
No War Costs, Current Dollars	\$497.3	\$521.7	\$549.6	\$556.7	\$564.8	\$570.4	\$585.2
No War Costs, Constant FY18 Dollars	524.2	543.1	562.2	556.7	551.8	543.6	543.7
With War Costs, Current Dollars	560.4	580.3	619.2	626.4*	634.5*	640.1*	654.9*
With War Costs, Constant FY18 Dollars	590.7	604.1	633.4	626.4*	619.9*	610.0*	608.4*

*Includes placeholder value of \$69.7 billion in war funding.

SERVICE AND AGENCY SHARES OF BASE DOD BUDGET

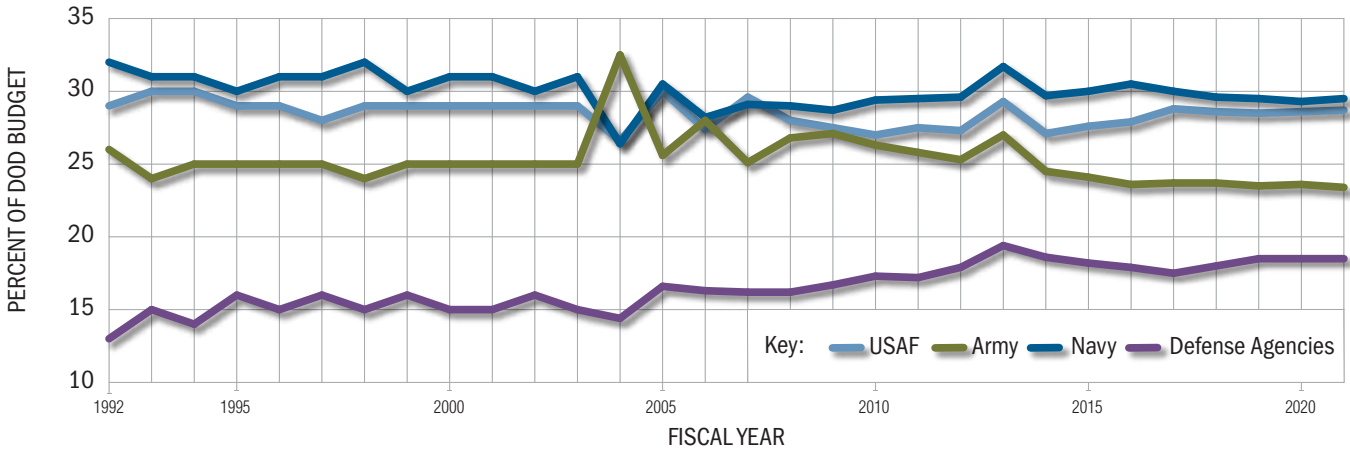
(Budget authority in billions of constant FY18 dollars)

	2015	2016	Planned 2017	2018	2019	2020	2021
Constant Dollars							
Air Force	\$144.5	\$151.7	\$161.8	\$159.2	\$157.3	\$155.4	\$155.8
Army	126.5	128.3	133.3	132.1	129.8	128.1	127.1
Navy/Marine Corps	157.5	165.9	168.5	165.0	162.7	159.3	160.2
Defense Agencies	95.6	97.2	98.6	100.4	102.1	100.7	100.7
Total	\$524.2	\$543.1	\$562.2	\$556.7	\$551.8	\$543.6	\$543.7
Percentages							
Air Force	27.6%	27.9%	28.8%	28.6%	28.5%	28.6%	28.7%
Army	24.1%	23.6%	23.7%	23.7%	23.5%	23.6%	23.4%
Navy/Marine Corps	30.0%	30.5%	30.0%	29.6%	29.5%	29.3%	29.5%
Defense Agencies	18.2%	17.9%	17.5%	18.0%	18.5%	18.5%	18.5%

USAF shares above include non-Blue funding. Outyears estimates based on FY18 shares.

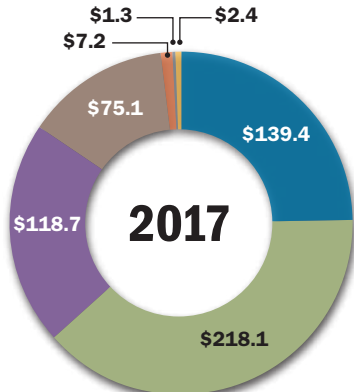
USAF's Blue-only Share				
Dollars	\$113.2	\$121.9	\$120.4	The Air Force budget includes Blue dollars, money for USAF programs, and non-Blue dollars, money (such as some intelligence- and space-related funding) USAF does not manage but that simply passes through Air Force accounts.
Percentages	21.6%	22.4%	21.4%	

SERVICE AND AGENCY PERCENTAGE OF BASE DOD BUDGET



CUTTING THE PIE: WHO GETS WHAT

(Budget authority in billions of constant FY18 dollars)



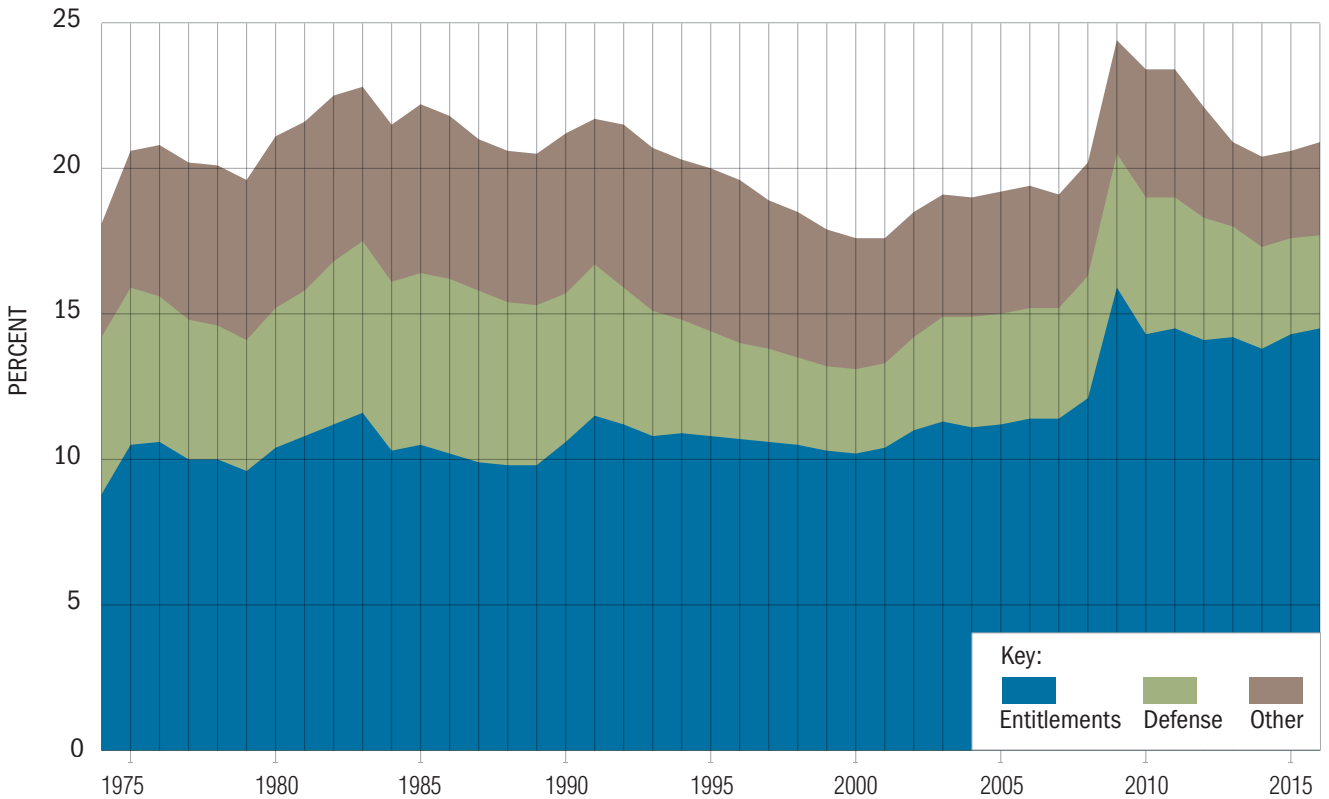
	2015	2016	2017	2018	2019	2020	2021
Military Personnel	\$142.2	\$140.8	\$139.4	\$137.9	\$136.9	\$136.7	\$136.3
O&M	206.9	205.6	218.1	219.0	219.7	218.5	217.0
Procurement	99.0	115.2	118.7	115.3	113.4	113.0	115.4
RDT&E	66.9	71.6	75.1	75.2	73.3	67.9	66.9
Military Construction	5.7	7.2	7.2	7.9	6.9	5.9	6.6
Family Housing	1.2	1.4	1.3	1.4	1.5	1.3	1.4
Revolving Funds	2.3	1.2	2.4	0.1	0.1	0.1	0.2
Total	\$524.2	\$543.1	\$562.2	\$556.7	\$551.8	\$543.6	\$543.7

FEDERAL BUDGET OUTLAY CATEGORIES AS PERCENTAGE OF GDP

YEAR	TOTAL OUTLAYS	DEFICIT/SURPLUS	ENTITLEMENTS	DEFENSE	YEAR	TOTAL OUTLAYS	DEFICIT/SURPLUS	ENTITLEMENTS	DEFENSE
1974	18.1	-0.5	8.8	5.4	1996	19.6	-2.2	10.7	3.3
1975	20.6	-3.4	10.5	5.4	1997	18.9	-1.2	10.6	3.2
1976	20.8	-3.9	10.6	5.0	1998	18.5	-0.3	10.5	3.0
1977	20.2	-2.5	10.0	4.8	1999	17.9	-0.0	10.3	2.9
1978	20.1	-2.4	10.0	4.6	2000	17.6	+0.9	10.2	2.9
1979	19.6	-1.5	9.6	4.5	2001	17.6	-0.3	10.4	2.9
1980	21.1	-2.6	10.4	4.8	2002	18.5	-2.9	11.0	3.2
1981	21.6	-2.4	10.8	5.0	2003	19.1	-4.8	11.3	3.6
1982	22.5	-3.6	11.2	5.6	2004	19.0	-4.7	11.1	3.8
1983	22.8	-5.9	11.6	5.9	2005	19.2	-3.8	11.2	3.8
1984	21.5	-4.7	10.3	5.8	2006	19.4	-3.2	11.4	3.8
1985	22.2	-5.2	10.5	5.9	2007	19.1	-2.4	11.4	3.8
1986	21.8	-5.2	10.2	6.0	2008	20.2	-4.4	12.1	4.2
1987	21.0	-3.5	9.9	5.9	2009	24.4	-10.8	15.9	4.6
1988	20.6	-3.7	9.8	5.6	2010	23.4	-9.3	14.3	4.7
1989	20.5	-3.7	9.8	5.5	2011	23.4	-8.9	14.5	4.5
1990	21.2	-4.7	10.6	5.1	2012	22.1	-7.2	14.1	4.2
1991	21.7	-5.3	11.5	5.2	2013	20.9	-4.4	14.2	3.8
1992	21.5	-5.3	11.2	4.7	2014	20.4	-3.0	13.8	3.5
1993	20.7	-4.4	10.8	4.3	2015	20.6	-2.6	14.3	3.3
1994	20.3	-3.6	10.9	3.9	2016	20.9	-3.4	14.5	3.2
1995	20.0	-3.0	10.8	3.6					

This data is based on figures from the the White House Office of Management and Budget.

FEDERAL BUDGET OUTLAY CATEGORIES AS PERCENTAGE OF GDP



Source: "The Budget and Economic Outlook: 2017 to 2027," Congressional Budget Office, January 2017.



Above: B-52s average 55 years old and had \$78 million budgeted for RDT&E in 2017. Right: KC-46A tankers, such as this one refueling an F-16, are still in testing and had a \$262 million RDT&E budget for 2017.

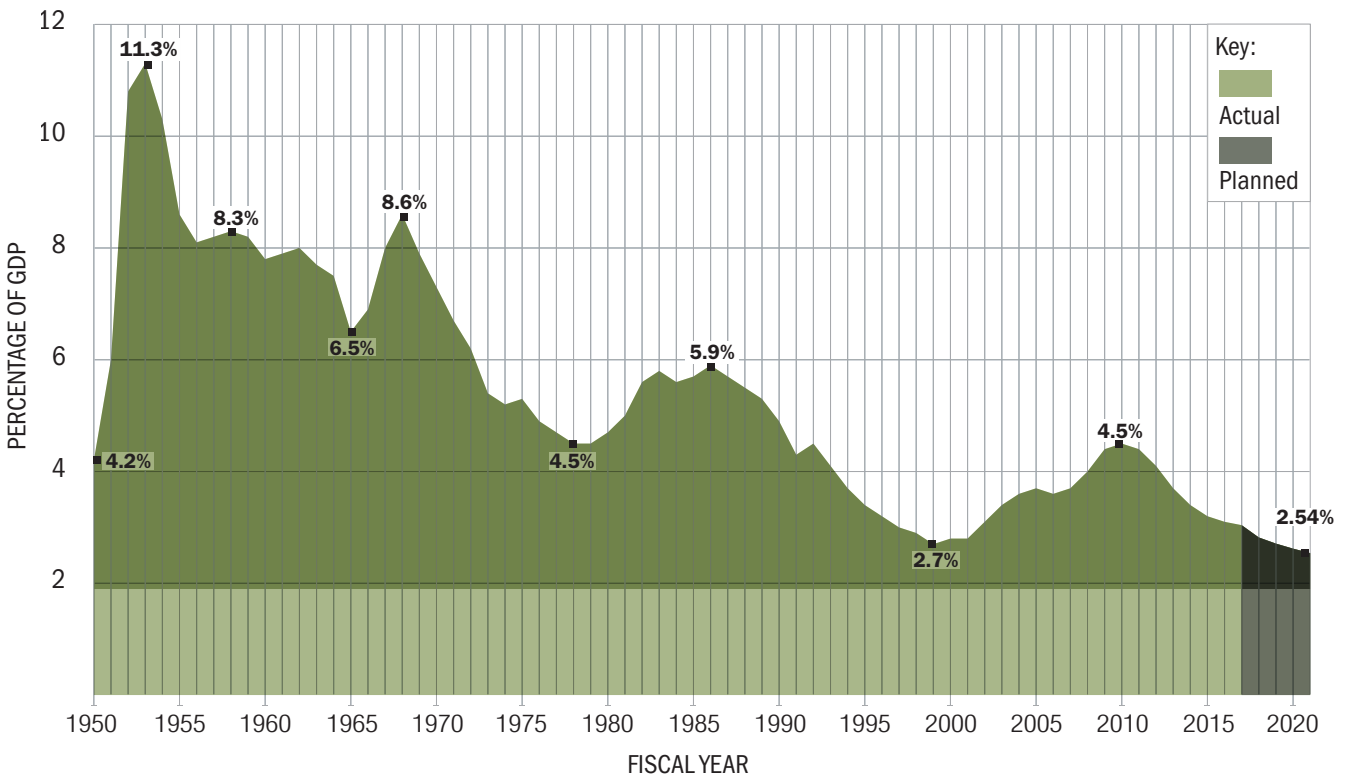
DEFENSE OUTLAYS

(In billions)

	2015	2016	2017	2018	2019	2020	2021
Current Dollars	\$562.5	\$576.3	\$586.8	\$568.6	\$569.9	\$575.3	\$582.0
Constant FY18 Dollars	\$592.9	\$599.9	\$600.3	\$568.6	\$556.8	\$548.3	\$540.7

This data is based on figures from the the White House Office of Management and Budget.

DEFENSE OUTLAYS AS A SHARE OF GROSS DOMESTIC PRODUCT



This data is based on figures from the the White House Office of Management and Budget.

SSgt. Benjamin Gonsier/USAF; Paul Weatherman/Boeing

MAJOR USAF PROGRAMS RDT&E

(Current million dollars)

Enacted

PROGRAM		2016	2017	2018
BOMBER	B-1B Lancer	\$2.2	\$5.8	\$17.9
	B-2A Spirit	380.1	468.1	487.3
	B-21 Raider	736.2	1,358.3	2,167.5
	B-52H Stratofortress	74.5	78.3	140.3
FIGHTER/ ATTACK	A-10C Thunderbolt II	16.2	14.9	13.4
	F-15C/D/E Eagle/Strike Eagle	386.7	613.4	410.8
	F-16C/D Fighting Falcon	166.3	132.8	235.9
	F-22A Raptor	372.2	457.9	423.0
	F-35A Lightning II	640.9	603.5	486.8
HELO	HH-60G/U Pave Hawk	156.1	319.3	453.5
	UH-1N Iroquois	0.0	14.1	19.7
ICBM	Minuteman III	349.0	481.4	437.9
ISR/BM/C3	Air & Space Ops Center	68.7	66.5	17.8
	Airborne Recon Systems	60.1	3.8	3.4
	Airborne Sigint Enterprise	112.8	90.8	128.6
	DCGS	51.0	42.0	52.7
	E-3B/C/G Sentry (AWACS)	131.8	86.6	121.1
	E-4B NAOC	76.8	30.9	20.6
	E-8C STARS	44.3	128.0	414.0
	EC-130H/J Compass Call/Commando Solo	14.2	13.7	14.0
	Endurance UAV	5.0	0.0	0.0
	MQ-1B Predator	0.0	0.0	0.0
	MQ-9A Reaper	122.7	151.4	164.0
	NATO AGS	138.4	38.9	0.0
	RC-135S/U/V/W	0.0	0.0	0.0
	RQ-4B Global Hawk	188.1	256.3	321.8
U-2S Dragon Lady	34.5	37.2	6.9	
MOBILITY	C-5A/B/C/M Galaxy	22.9	66.1	46.7
	C-17A Globemaster III	48.8	12.4	71.6
	C-130H Hercules	34.0	15.6	90.7
	C-130J Super Hercules	25.0	16.8	18.3
	KC-10A Extender	1.8	0.0	0.0
	KC-46A Pegasus	592.4	261.7	21.2
	PAR	82.4	351.2	625.6
MUNITION	AGM-158A JASSM	9.8	30.0	20.3
	AIM-9X Sidewinder	43.4	52.9	44.8
	AIM-120 AMRAAM	46.2	62.5	61.1
	GBU-31/32/38 JDAM	0.0	9.9	14.9
	GBU-39 SDB	29.1	54.8	47.4
	AGM-114 Hellfire	0.0	0.0	0.0
SOF	AC-130H/J/U/W	0.0	0.0	0.0
	CV-22B Osprey	27.8	16.7	17.5
	HC/MC-130H/J/P	10.8	14.0	27.5
	Tactical Air Control Party Modifications	12.4	11.8	10.6
SPACE	AEHF	228.1	259.1	237.8
	Counterspace Systems	24.1	34.8	40.8
	Cyberspace	117.4	232.6	306.3
	DSRP	0.0	0.0	0.0
	EELV	227.8	296.6	296.7
	GPS	671.4	813.3	599.2
	Joint Space Ops Center	80.7	72.9	62.8
	MilSatCom	71.9	50.8	24.5
	SBIRS	291.5	182.0	444.2
	Space Control Technology	4.1	7.5	7.8
	Space Fence	240.7	168.4	50.2
	Space Situation Awareness	61.6	82.7	119.9
	Spacelift Range System	25.8	30.4	29.8
	Wideband Global SATCOM	52.2	41.6	14.4
GRAND TOTAL		\$7,412.8	\$8,743.2	\$9,919.3

MAJOR USAF PROGRAMS PROCUREMENT

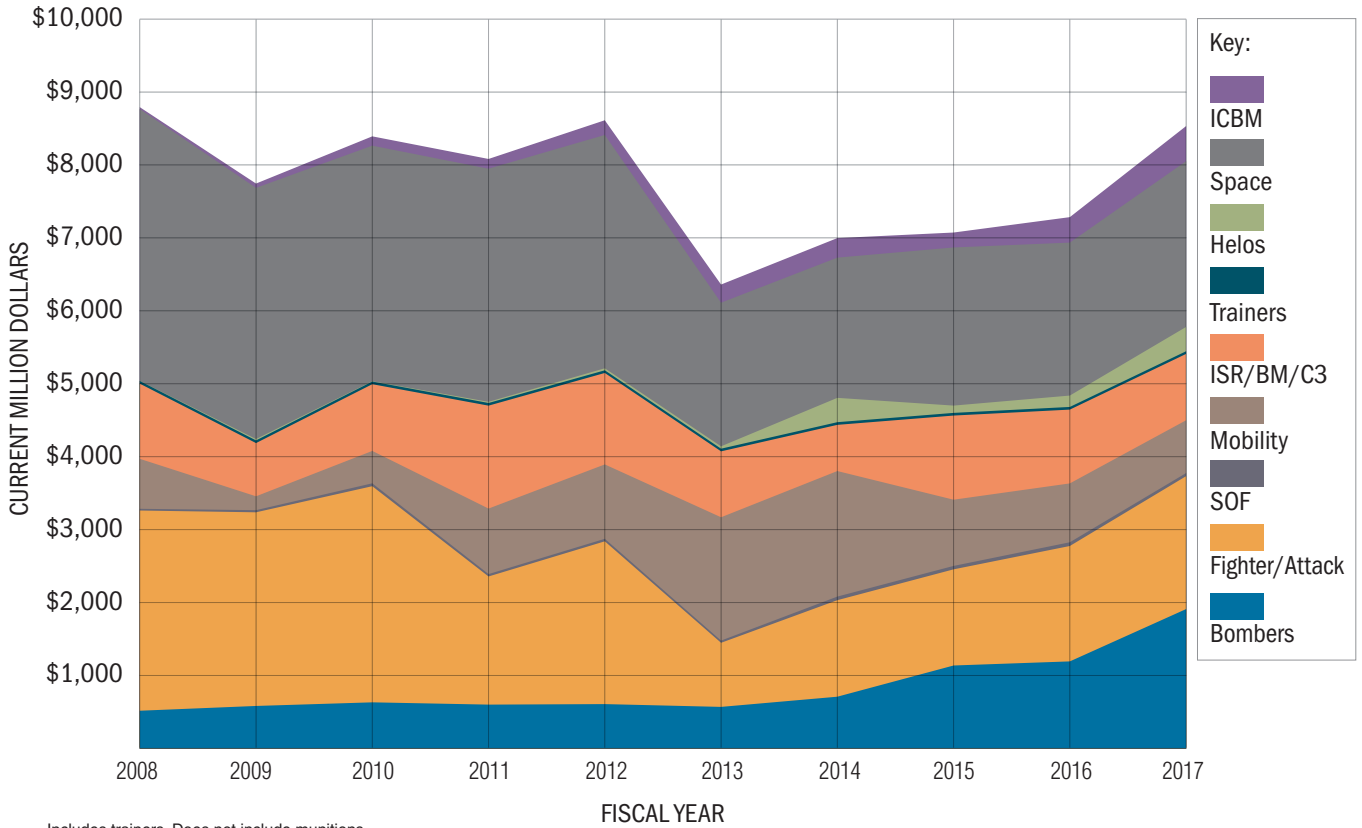
(Current million dollars)

Enacted

PROGRAM		2016	2017	2018
BOMBER		\$114.1	\$116.3	\$97.8
		38.8	43.5	38.7
		0.0	0.0	0.0
		150.8	137.1	133.3
FIGHTER/ ATTACK		0.0	25.1	0.0
		602.2	108.7	539.8
		19.1	112.5	170.7
		117.0	211.5	185.9
		5,790.2	4,982.2	5,765.9
HELO		67.1	91.4	75.9
		2.5	18.3	171.4
ICBM		50.3	85.8	104.1
ISR/BM/C3		24.8	46.1	53.2
		0.0	0.0	0.0
		0.0	0.0	0.0
		177.0	170.0	165.9
		191.1	312.8	258.3
		19.9	53.3	32.8
		18.0	6.2	10.7
		97.0	130.3	102.0
		0.0	0.0	0.0
		3.2	0.0	0.0
		816.5	829.5	453.1
		0.0	0.0	0.0
		165.7	211.4	201.2
		79.9	45.1	113.9
	22.1	36.1	26.6	
MOBILITY		2.6	24.2	39.9
		58.8	45.1	109.9
		136.7	9.2	76.1
		921.3	308.1	154.7
		5.6	4.6	3.5
		2,350.6	2,884.6	3,043.4
		0.0	0.0	0.0
MUNITION		425.6	431.6	440.5
		198.2	127.4	114.2
		380.0	350.1	445.5
		534.0	707.1	204.0
		135.1	275.5	93.0
		697.7	179.1	34.8
SOF		0.0	0.0	0.0
		126.5	63.4	65.9
		1,352.7	980.3	690.7
		0.0	0.0	0.0
SPACE		327.4	645.6	56.9
		43.1	27.0	22.7
		98.5	146.9	226.2
		128.7	0.0	0.0
		1,250.9	1,506.4	1,426.6
		178.4	49.4	763.7
		0.0	0.0	0.0
		35.5	41.8	33.0
		542.7	362.5	933.2
		0.0	0.0	0.0
		0.0	0.0	0.0
		0.0	0.0	0.0
		103.3	123.1	123.6
		74.5	86.3	90.7
GRAND TOTAL		\$18,675.6	\$17,152.6	\$17,893.9

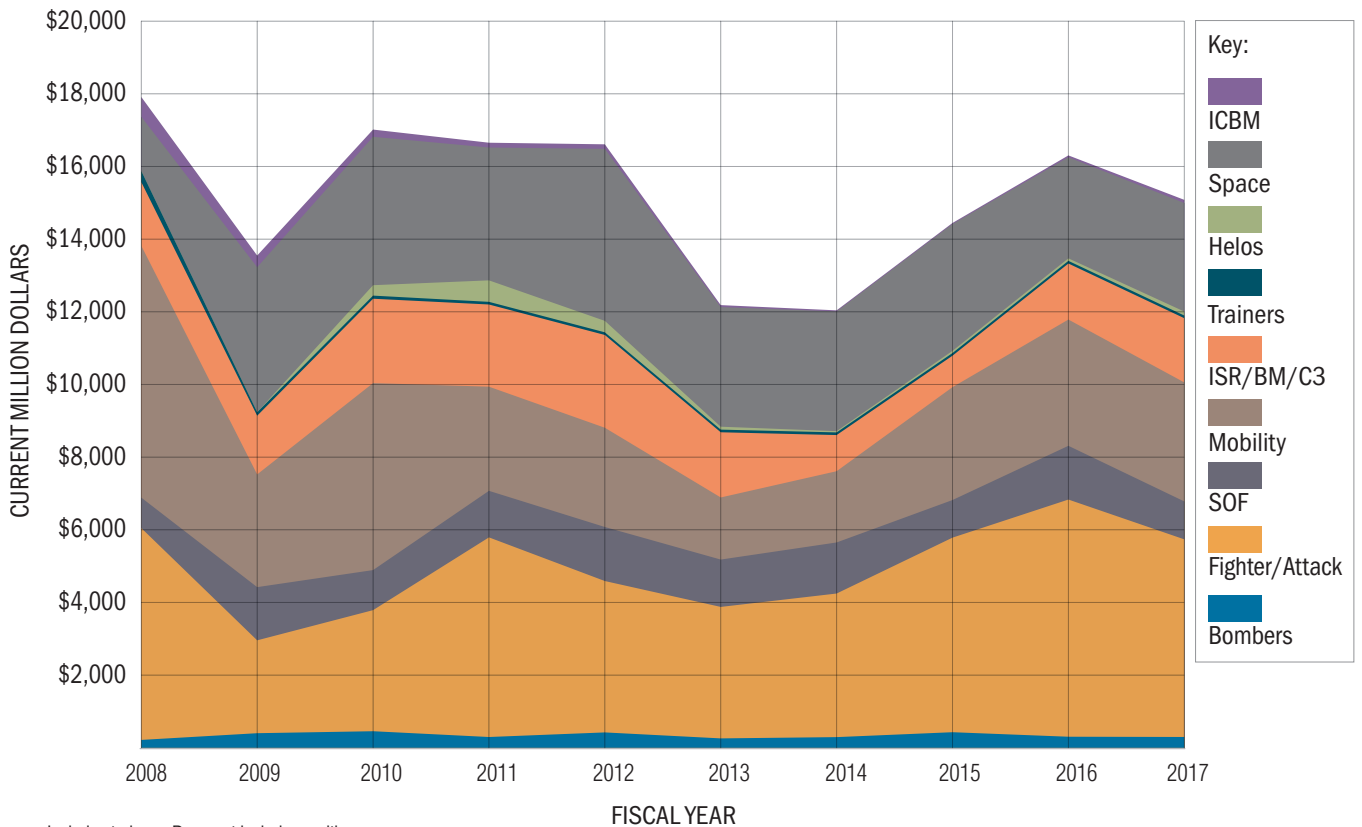
10 YEARS OF RDT&E FUNDING FOR USAF MAJOR PROGRAMS BY CATEGORY

(Current million dollars)



10 YEARS OF PROCUREMENT FUNDING FOR USAF MAJOR PROGRAMS BY CATEGORY

(Current million dollars)



AIRCRAFT TOTAL ACTIVE INVENTORY (TAI)

(As of Sept. 30, 2016)

	ACTIVE	ANG	AFRC	TOTAL FORCE
Bomber				
B-1B Lancer	62	0	0	62
B-2A Spirit	20	0	0	20
B-52H Stratofortress	58	0	18	76
Total	140	0	18	158
Fighter/Attack				
A-10C Thunderbolt II	143	85	55	283
F-15C Eagle	89	123	0	212
F-15D Eagle	9	15	0	24
F-15E Strike Eagle	220	0	0	220
F-16C Fighting Falcon	450	289	54	793
F-16D Fighting Falcon	109	45	2	156
F-22A Raptor	166	20	0	186
F-35A Lightning II	96	0	0	96
Total	1,282	577	111	1,970
Special Operations Forces				
AC-130J Ghosthunter	3	0	0	3
AC-130U Spooky	16	0	0	16
AC-130W Stinger II	12	0	0	12
CV-22B Osprey	49	0	0	49
MC-130H Combat Talon II	17	0	0	17
MC-130J Commando II	35	0	0	35
MC-130P Combat Shadow	0	4	0	4
Total	132	4	0	136
ISR/BM/C3				
E-3B Sentry (AWACS)	16	0	0	16
E-3C Sentry (AWACS)	4	0	0	4
E-3G Sentry (AWACS)	11	0	0	11
E-4B NAOC	4	0	0	4
E-8C JSTARS	0	16	0	16
E-9A Widget	2	0	0	2
E-11A BACN	4	0	0	4
EC-130H Compass Call	14	0	0	14
EC-130J Commando Solo	0	7	0	7
MC-12W Liberty	4	0	0	4
MQ-1B Predator	96	33	0	129
MQ-9A Reaper	181	14	0	195
NC-135W (test bed)	1	0	0	1
OC-135B Open Skies	2	0	0	2
RC-26B Condor	0	11	0	11
RC-135S Cobra Ball	3	0	0	3
RC-135U Combat Sent	2	0	0	2
RC-135V Rivet Joint	8	0	0	8
RC-135W Rivet Joint	12	0	0	12
RQ-4B Global Hawk	33	0	0	33
TC-135W (trainer)	3	0	0	3
TE-8A	0	1	0	1
TU-2S (trainer)	5	0	0	5
U-2S Dragon Lady	27	0	0	27
WC-130H Hercules	0	7	0	7
WC-130J Hercules	0	0	10	10
WC-135C Constant Phoenix	1	0	0	1
WC-135W Constant Phoenix	1	0	0	1
Total	434	89	10	533

	ACTIVE	ANG	AFRC	TOTAL FORCE
Tanker				
HC-130J Combat King II	19	0	0	19
HC-130N King	2	6	0	8
HC-130P King	0	3	2	5
KC-10A Extender	59	0	0	59
KC-135R Stratotanker	126	148	70	344
KC-135T Stratotanker	30	24	0	54
Total	236	181	72	489
Transport				
C-5A Galaxy	0	0	5	5
C-5B Galaxy	0	0	4	4
C-5C Galaxy	1	0	0	1
C-5M Super Galaxy	35	0	3	38
C-12C Huron	16	0	0	16
C-12D Huron	6	0	0	6
C-12F Huron	3	0	0	3
C-12J Huron	4	0	0	4
C-17A Globemaster III	170	34	18	222
C-20B Gulfstream	3	0	0	3
C-20H Gulfstream	2	0	0	2
C-21A Learjet	25	2	0	27
C-32A Air Force Two	4	0	0	4
C-32B Air Force Two	0	2	0	2
C-37A Gulfstream V	9	0	0	9
C-37B Gulfstream V	3	0	0	3
C-40B Clipper	4	0	0	4
C-40C Clipper	0	3	4	7
C-130H Hercules	16	145	57	218
C-130J Hercules	81	16	10	107
LC-130H Hercules	0	10	0	10
VC-25A Air Force One	2	0	0	2
Total	384	212	101	697
Helicopter				
HH-60G Pave Hawk	66	17	15	98
HH-60U Pave Hawk	3	0	0	3
TH-1H Iroquois	28	0	0	28
UH-1N Iroquois	63	0	0	63
Total	160	17	15	192
Trainer				
T-1A Jayhawk	178	0	0	178
T-6A Texan II	444	0	0	444
T-38A Talon	53	0	0	53
(A)T-38B Talon	6	0	0	6
T-38C	445	0	0	445
T-41D Mescalero	4	0	0	4
T-51A	3	0	0	3
T-53A	24	0	0	24
UV-18B Twin Otter	3	0	0	3
Gliders	34	0	0	34
Total	1,194	0	0	1,194
GRAND TOTAL	3,962	1,080	327	5,369

Total active inventory (TAI): aircraft assigned to operating forces for mission, training, test, or maintenance. Includes primary, backup, and attrition reserve aircraft. For other aircraft acronyms, see Gallery of Weapons.

TOTAL NUMBER OF AIRCRAFT IN SERVICE OVER TIME

(As of Sept. 30, 2016)

TYPE OF AIRCRAFT—ACTIVE	FY07	FY08	FY09	FY10	FY11	FY12	FY13	FY14	FY15	FY16
Bomber	173	153	154	150	144	144	141	141	140	140
Fighter/Attack	1,552	1,496	1,468	1,256	1,287	1,289	1,287	1,273	1,312	1,282
Special Ops Forces	100	94	89	98	105	117	122	124	144	132
ISR/BM/C3	266	292	320	362	381	413	394	444	437	434
Tanker	277	262	260	263	247	246	243	244	239	236
Transport	454	449	452	458	429	425	413	410	381	384
Helicopter	160	170	159	160	151	170	138	137	157	160
Trainer	1,111	1,074	1,114	1,000	1,190	1,213	1,189	1,195	1,187	1,194
Total Active Duty	4,093	3,990	4,016	3,747	3,934	4,017	3,927	3,968	3,997	3,962

TYPE OF AIRCRAFT—ANG	FY07	FY08	FY09	FY10	FY11	FY12	FY13	FY14	FY15	FY16
Bomber	0	0	0	0	0	0	0	0	0	0
Fighter/Attack	746	687	664	614	639	635	630	585	611	577
Special Ops Forces	4	4	4	4	4	4	4	4	4	4
ISR/BM/C3	28	45	45	80	80	87	86	88	91	89
Tanker	235	215	182	179	189	189	187	185	184	181
Transport	258	244	241	240	242	232	223	207	207	212
Helicopter	18	18	17	17	17	17	17	17	17	17
Total ANG	1,289	1,213	1,153	1,134	1,171	1,164	1,147	1,086	1,114	1,080

TYPE OF AIRCRAFT—AFRC	FY07	FY08	FY09	FY10	FY11	FY12	FY13	FY14	FY15	FY16
Bomber	9	9	9	9	18	18	18	18	18	18
Fighter/Attack	104	103	108	97	100	101	95	104	111	111
Special Ops Forces	14	14	14	10	10	5	4	0	0	0
ISR/BM/C3	17	11	11	14	12	11	11	10	10	10
Tanker	85	69	69	69	72	72	71	68	68	72
Transport	152	149	149	149	152	148	147	145	139	101
Helicopter	15	15	15	15	15	15	15	15	15	15
Total AFRC	396	370	375	363	379	370	361	360	361	327

TOTAL FORCE	5,778	5,573	5,544	5,244	5,484	5,551	5,435	5,414	5,472	5,369
--------------------	--------------	--------------	--------------	--------------	--------------	--------------	--------------	--------------	--------------	--------------

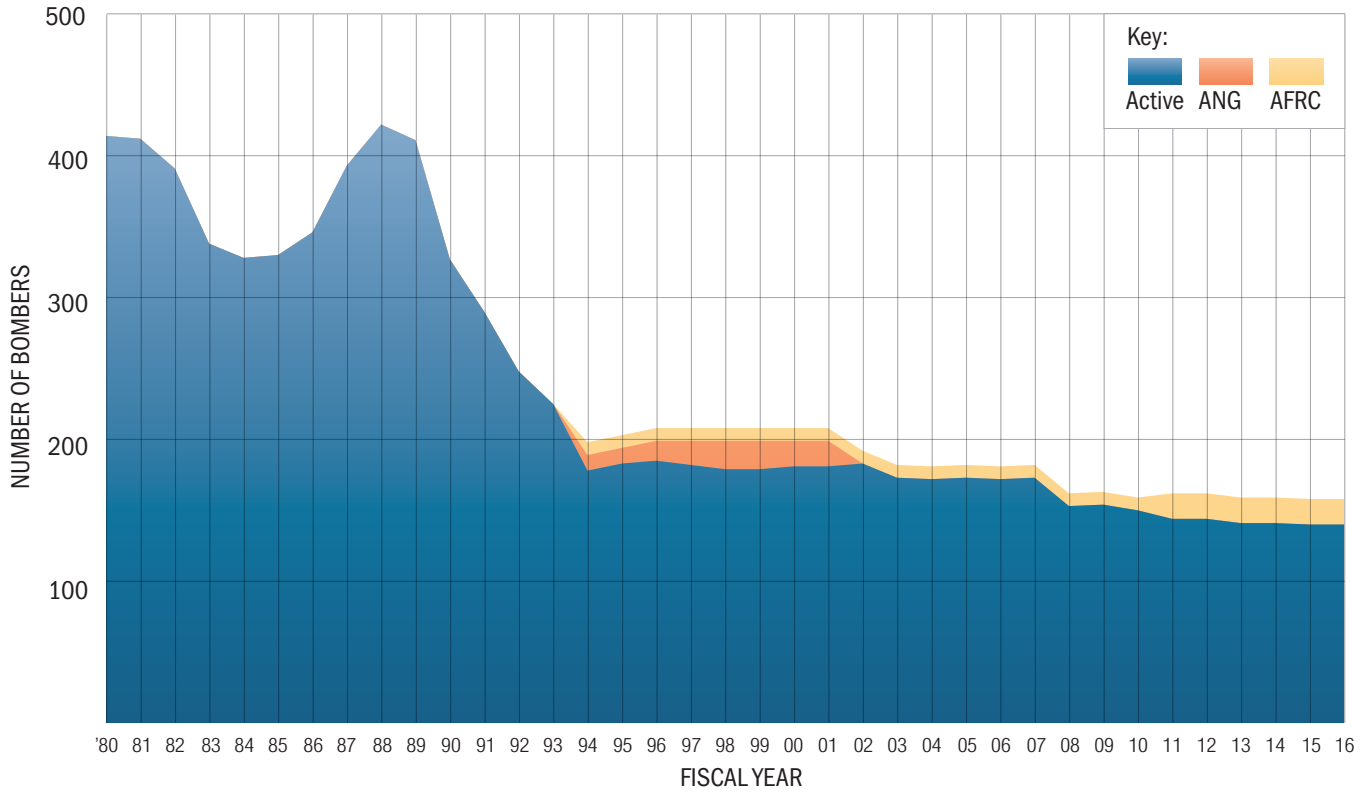
ICBMs AND SPACECRAFT IN SERVICE OVER TIME

(As of Sept. 30, 2016)

TYPE OF SYSTEM	FY07	FY08	FY09	FY10	FY11	FY12	FY13	FY14	FY15	FY16
Minuteman III	450	450	450	450	450	450	450	450	450	406
Total ICBMs	450	450	450	450	450	450	450	450	450	406
AEHF	0	0	0	1	1	2	2	3	3	3
ATRR	0	0	0	0	0	1	1	0	0	0
DMSP	6	6	6	6	6	4	4	6	6	6
DSCS	9	9	9	8	8	8	8	7	6	6
DSP (classified)										
GPS	30	30	30	36	34	30	31	38	41	37
GSSAP	0	0	0	0	0	0	0	2	2	4
Milstar	5	5	5	5	5	5	5	5	5	5
SBIRS (classified)										
SBSS	0	0	0	1	1	1	1	1	1	1
WGS	0	0	2	3	3	3	4	6	7	7
Total Satellites	50	50	54	62	60	56	58	68	69	69

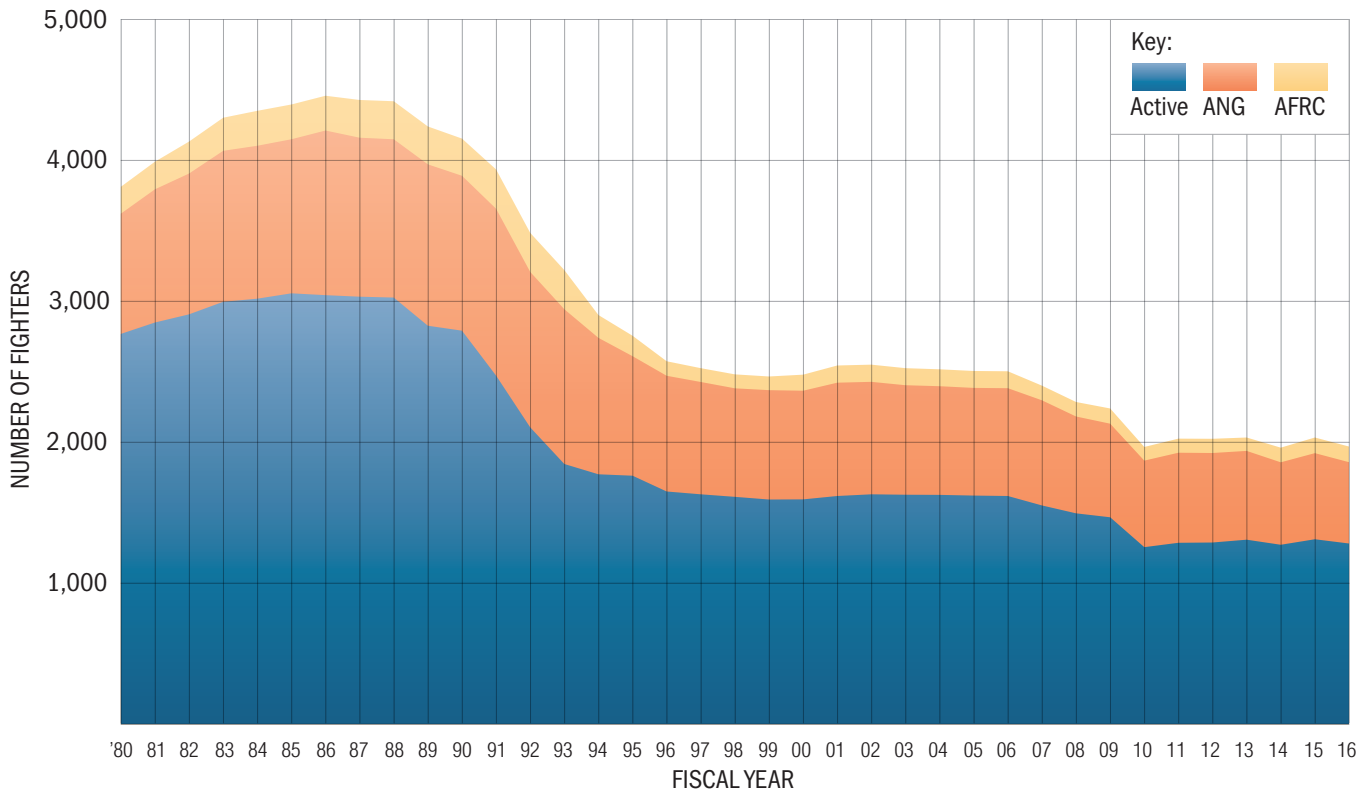
AEHF: Advanced Extremely High Frequency; **ATRR:** Advanced Technology Risk Reduction; **DMSP:** Defense Meteorological Satellite Program; **DSCS:** Defense Satellite Communications System; **DSP:** Defense Support Program; **GPS:** Global Positioning System; **GSSAP:** Geosynchronous Space Situational Awareness Program; **SBIRS:** Space Based Infrared System; **SBSS:** Space Based Surveillance System; **WGS:** Wideband Global SATCOM.

BOMBERS OVER TIME



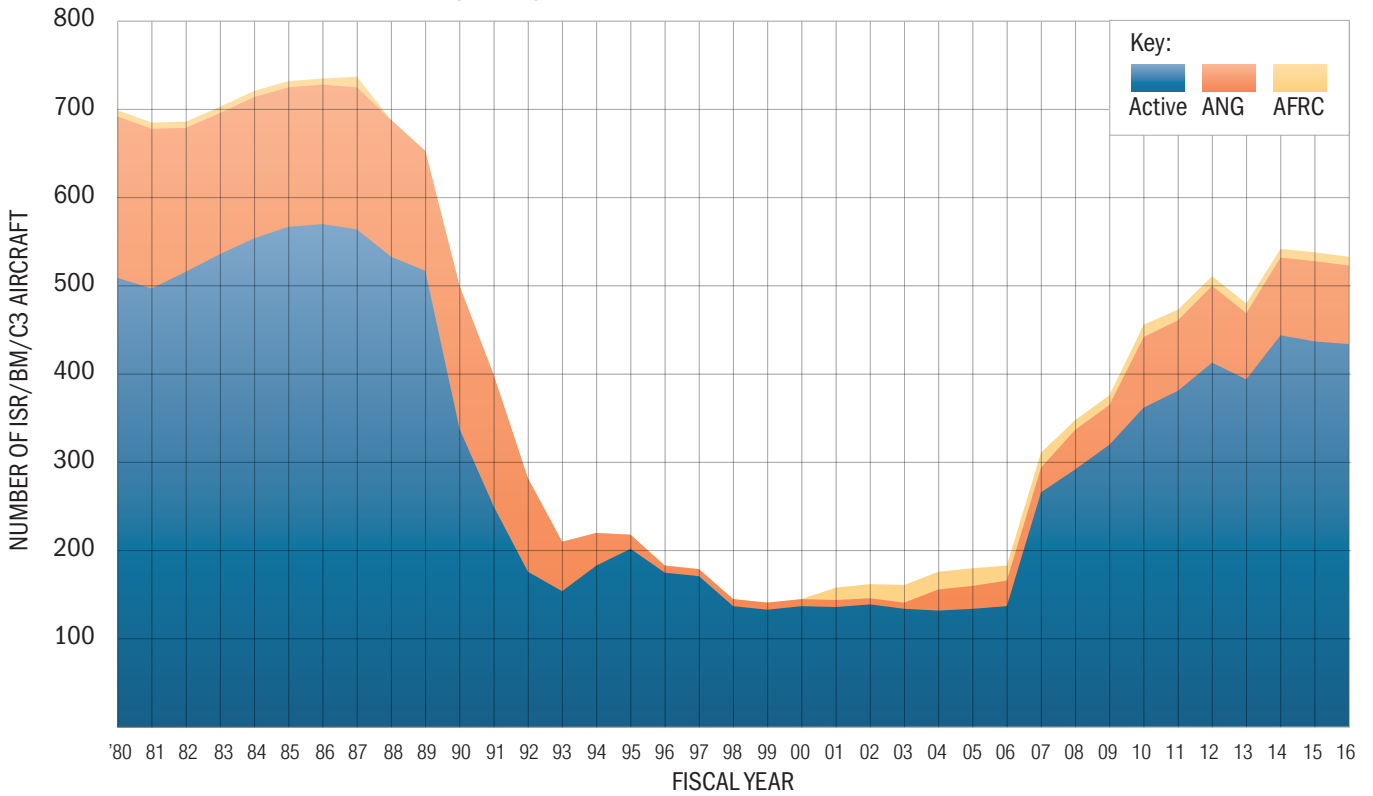
Source for historical data (1980-2000): "Arsenal of Airpower: USAF Aircraft Inventory, 1950-2009," Mitchell Institute Press, November 2010.

FIGHTERS OVER TIME



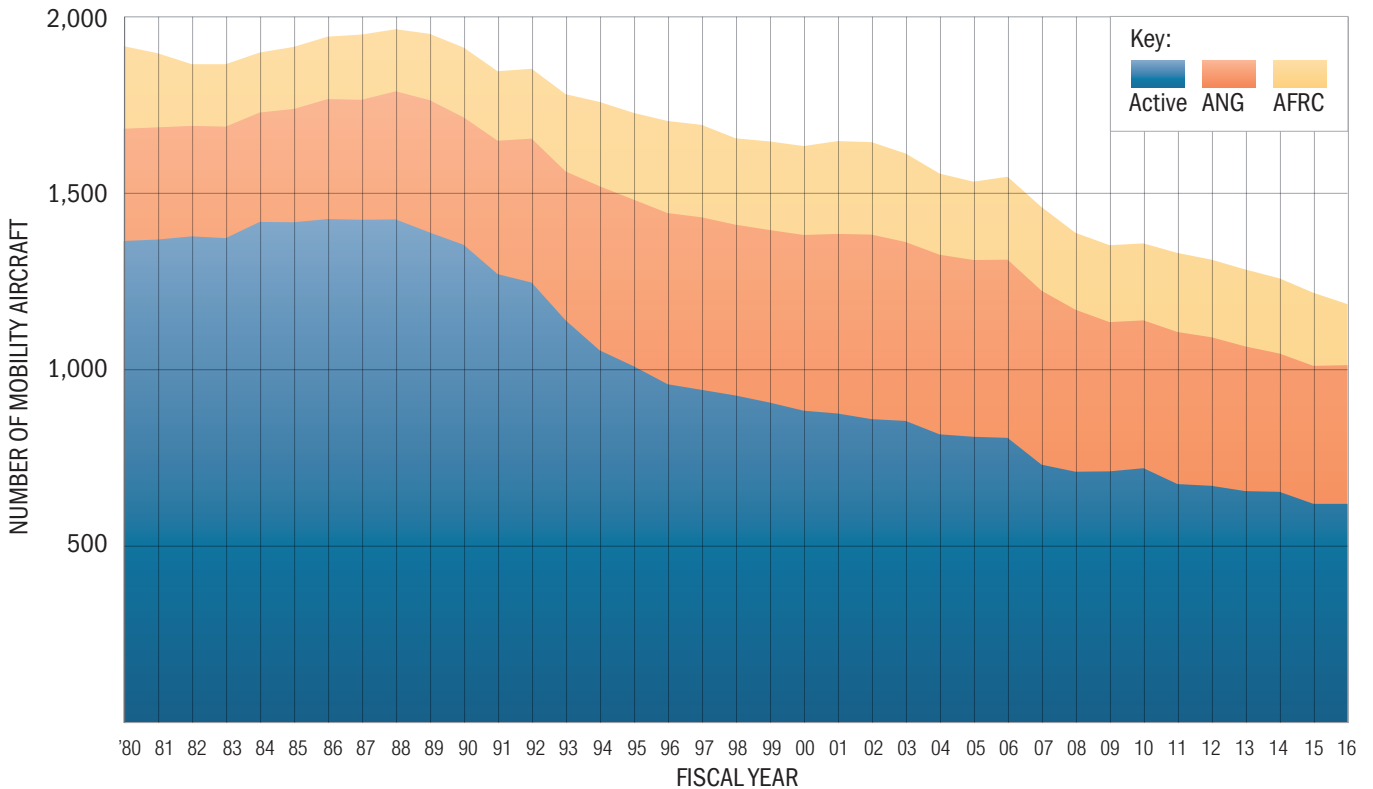
Source for historical data (1980-2000): "Arsenal of Airpower: USAF Aircraft Inventory, 1950-2009," Mitchell Institute Press, November 2010.

ISR/BM/C3 AIRCRAFT OVER TIME



Source for historical data (1980-2000): "Arsenal of Airpower: USAF Aircraft Inventory, 1950-2009," Mitchell Institute Press, November 2010.

MOBILITY AIRCRAFT OVER TIME



Source for historical data (1980-2000): "Arsenal of Airpower: USAF Aircraft Inventory, 1950-2009," Mitchell Institute Press, November 2010.

TOTAL FORCE AIRCRAFT AGE

(As of Sept. 30, 2016)

	TOTAL FORCE TAI	AVERAGE AGE
Bomber		
B-1B Lancer	62	29.1
B-2A Spirit	20	22.2
B-52H Stratofortress	76	54.8
Total	158	40.6
Fighter/Attack		
A-10C Thunderbolt II	283	35.4
F-15C Eagle	212	32.4
F-15D Eagle	24	32.0
F-15E Strike Eagle	220	24.4
F-16C Fighting Falcon	793	25.7
F-16D Fighting Falcon	156	26.4
F-22A Raptor	186	9.0
F-35A Lightning II	96	2.2
Total	1,970	25.1
Special Operations Forces		
AC-130J Ghosthunter	3	2.0
AC-130U Spooky	16	25.7
AC-130W Stinger II	12	27.3
CV-22B Osprey	49	4.7
MC-130H Combat Talon II	17	28.2
MC-130J Commando II	35	2.7
MC-130P Combat Shadow	4	49.9
Total	136	12.9
ISR/BM/C3		
E-3B Sentry (AWACS)	16	38.5
E-3C Sentry (AWACS)	4	33.9
E-3G Sentry (AWACS)	11	35.9
E-4B NAOC	4	42.4
TE-8A JSTARS	1	25.7
E-8C JSTARS	16	15.8
E-9A Widget	2	24.0
E-11A BACN	4	4.7
EC-130H Compass Call	14	43.3
EC-130J Commando Solo	7	16.3
MC-12W Liberty	4	14.1
MQ-1B Predator	129	9.3
MQ-9A Reaper	195	4.3
NC-135W (test bed)	1	54.5
OC-135B Open Skies	2	54.4
RC-26B Condor	11	22.4
RC-135S Cobra Ball	3	54.5
RC-135U Combat Sent	2	51.7
RC-135V Rivet Joint	8	51.9
RC-135W Rivet Joint	12	53.7
RQ-4B Global Hawk	33	5.6
TC-135W (trainer)	3	54.3
TU-2S (trainer)	5	32.4
U-2S Dragon Lady	27	33.7
WC-130H Hercules	7	50.7
WC-130J Hercules	10	15.5
WC-135C Constant Phoenix	1	52.3
WC-135W Constant Phoenix	1	54.4
Total	533	15.5

	TOTAL FORCE TAI	AVERAGE AGE
Tanker		
HC-130J Combat King II	19	2.9
HC-130N King	8	28.6
HC-130P King	5	50.6
KC-10A Extender	59	31.7
KC-135R Stratotanker	344	54.9
KC-135T Stratotanker	54	56.6
Total	489	49.8
Transport		
C-5A Galaxy	5	44.2
C-5B Galaxy	4	28.3
C-5C Galaxy	1	46.2
C-5M Super Galaxy	38	29.8
C-12C Huron	16	40.2
C-12D Huron	6	32.4
C-12F Huron	3	31.6
C-12J Huron	4	28.7
C-17A Globemaster III	222	13.0
C-20B Gulfstream	3	29.2
C-20H Gulfstream	2	21.6
C-21A Learjet	27	31.4
C-32A Air Force Two	4	18.0
C-32B Air Force Two	2	13.3
C-37A Gulfstream V	9	15.7
C-37B Gulfstream V	3	6.7
C-40B Clipper	4	12.7
C-40C Clipper	7	10.4
C-130H Hercules	218	27.6
C-130J Hercules	107	8.1
LC-130H Hercules	10	31.1
VC-25A Air Force One	2	26.0
Total	697	20.2
Helicopter		
HH-60G Pave Hawk	98	26.0
HH-60U Pave Hawk	3	5.4
TH-1H Iroquois	28	35.5
UH-1N Iroquois	63	43.7
Total	192	32.9
Trainer		
T-1A Jayhawk	178	21.9
T-6A Texan II	444	11.0
T-38A Talon	53	49.9
(A)T-38B Talon	6	53.1
T-38C Talon	445	49.2
T-41D Mescalero	4	47.1
T-51A	3	11.2
T-53A	24	4.7
UV-18B Twin Otter	3	32.5
Gliders	34	71.8
Total	1,194	30.6
GRAND TOTAL	5,369	27

Average age for category totals and grand total are weighted by quantity of aircraft.

TACTICAL AIRCRAFT FLYING HOURS PER CREW PER MONTH

(As of Sept. 30, 2016)

Estimate

	FY07	FY08	FY09	FY10	FY11	FY12	FY13	FY14	FY15	FY16
Active Duty	15.9	14.4	17.0	19.4	17.7	13.5	14.8	13.2	13.2	12.9
ANG	10.0	9.0	9.0	8.5	7.8	7.1	9.6	9.3	10.9	9.6
AFRC	12.5	14.4	14.1	14.9	16.5	15.8	12.3	12.0	12.6	15.8

OPERATIONAL TRAINING RATES

Estimate

Estimate

	1990	2000	FY10	FY15	FY16	FY17
Air Force						
Flying hours per crew per month, fighter/attack aircraft	19.5	17.2	19.4	13.2	12.9	14.1
Army						
Flying hours per tactical crew per month	14.2	12.7	12.0	9.3	11.5	9.5
Navy						
Flying hours per tactical crew per month	23.9	20.9	16.6	14.2	15.4	15.8

USAF Aircraft Tail Codes













F-22s displaying the FF tail code from JB Langley-Eustis, Va.

- AC** 177th FW (ANG), Atlantic City Arpt., N.J.
- AF** USAF Academy, Colo.
- AK** 3rd Wing (PACAF), JB Elmendorf-Richardson, Alaska
354th FW (PACAF), Eielson AFB, Alaska
176th Wing (ANG), JB Elmendorf-Richardson, Alaska
- AL** 187th FW (ANG), Montgomery Regional Arpt., Ala.
- AP** 12th FTW (AETC), NAS Pensacola, Fla.
- AV** 31st FW (USAFE), Aviano AB, Italy
- AZ** 162nd Wing (ANG), Tucson Arpt., Ariz.
- BB** 9th RW (ACC), Beale AFB, Calif.
Det. 2, 53rd Wing (ACC), Beale AFB, Calif.
- BD** 307th BW (AFRC), Barksdale AFB, La.
- CA** 129th RQW (ANG), Moffett Field, Calif.
144th FW (ANG), Fresno Yosemite Arpt., Calif.
163rd ATKW (ANG), March ARB, Calif.
- CB** 14th FTW (AETC), Columbus AFB, Miss.
- CH** 432nd Wing (ACC), Creech AFB, Nev.
- CO** 140th Wing (ANG), Buckley AFB, Colo.
- CT** 103rd AW (ANG), Bradley Arpt., Conn.
- D** 100th ARW (USAFE), RAF Mildenhall, UK
- DC** 113th Wing (ANG), JB Andrews, Md.
- DM** 355th FW (ACC), Davis-Monthan AFB, Ariz.
- DR** 943rd RQG (AFRC), Davis-Monthan AFB, Ariz.
- DY** 7th BW (AFGSC), Dyess AFB, Texas
- ED** 412th TW (AFMC), Edwards AFB, Calif.
- EG** 33rd FW (AETC), Eglin AFB, Fla.
- EL** 28th BW (AFGSC), Ellsworth AFB, S.D.
- EN** 80th FTW (AETC), Sheppard AFB, Texas
- ET** 96th TW (AFMC), Eglin AFB, Fla.
- FC** 336th TRG (AETC), Fairchild AFB, Wash.
- FE** 90th MW (AFGSC), F. E. Warren AFB, Wyo.
- FF** 1st FW (ACC), JB Langley-Eustis, Va.
192nd FW (ANG), JB Langley-Eustis, Va.
- FL** 920th RQW (AFRC), Patrick AFB, Fla.
- FM** 482nd FW (AFRC), Homestead ARB, Fla.
- FS** 188th Wing (ANG), Fort Smith Arpt., Ark.
- FT** 23rd Wing (ACC), Moody AFB, Ga.
- GA** 116th ACW (ANG), Robins AFB, Ga.
165th AW (ANG), Savannah Hilton Head Arpt., Ga.
- HD** Det. 1, 53rd Wing (ACC), Holloman AFB, N.M.
- HH** 15th Wing (PACAF), JB Pearl Harbor-Hickam, Hawaii
154th Wing (ANG), JB Pearl Harbor-Hickam, Hawaii
- HL** 388th FW (ACC), Hill AFB, Utah
419th FW (AFRC), Hill AFB, Utah
- HO** 49th Wing (ACC), Holloman AFB, N.M.
- IA** 132nd Wing (ANG), Des Moines Arpt., Iowa
- ID** 124th FW (ANG), Boise Air Terminal, Idaho
- IN** 122nd FW (ANG), Fort Wayne, Ind.
- JZ** 159th FW (ANG), NAS JRB New Orleans
- KC** 442nd FW (AFRC), Whiteman AFB, Mo.
- LA** 2nd BW (AFGSC), Barksdale AFB, La.
- LF** 56th FW (AETC), Luke AFB, Ariz.
- LI** 106th RQW (ANG), F. S. Gabreski Arpt., N.Y.
- LN** 48th FW (USAFE), RAF Lakenheath, UK
- MA** 104th FW (ANG), Barnes Arpt., Mass.
- MD** 175th Wing (ANG), Martin State Arpt., Md.
- MI** 127th Wing (ANG), Selfridge ANGB, Mich.
- MM** 341st MW (AFGSC), Malmstrom AFB, Mont.
- MN** 133rd AW (ANG), Minn.-St. Paul Arpt./ARS, Minn.
148th FW (ANG), Duluth Arpt., Minn.
- MO** 366th FW (ACC), Mountain Home AFB, Idaho
- MT** 5th BW (AFGSC), Minot AFB, N.D.
91st MW (AFGSC), Minot AFB, N.D.
- NY** 174th ATKW (ANG), Hancock Fld., N.Y.
- OF** 55th Wing (ACC), Offutt AFB, Neb.
- OH** 179th AW (ANG), Mansfield Lahm Arpt., Ohio
180th FW (ANG), Toledo Express Arpt., Ohio
- OK** 137th ARW (ANG), Will Rogers World Arpt., Okla.
138th FW (ANG), Tulsa Arpt., Okla.
552nd ACW (ACC), Tinker AFB, Okla.
- OS** 51st FW (PACAF), Osan AB, South Korea
- OT** 31st TES (ACC), Edwards AFB, Calif.
49th TES (ACC), Barksdale AFB, La.
53rd Wing (ACC), Eglin AFB, Fla.
88th TES (ACC), Nellis AFB, Nev.
337th TES (ACC), Dyess AFB, Texas
422nd TES (ACC), Nellis AFB, Nev.
556th TES (ACC), Creech AFB, Nev.
Det. 4, 53rd Wing (ACC), Creech AFB, Nev.
- RA** 12th FTW (AETC), JBSA-Randolph AFB, Texas
- RS** 86th AW (USAFE), Ramstein AB, Germany
- SA** 149th FW (ANG), JBSA-Lackland AFB, Texas
- SC** 169th FW (ANG), McEntire JNGB, S.C.
- SD** 114th FW (ANG), Joe Foss Fld., S.D.
- SJ** 4th FW (ACC), Seymour Johnson AFB, N.C.
- SP** 52nd FW (USAFE), Spangdahlem AB, Germany
- SW** 20th FW (ACC), Shaw AFB, S.C.
- TD** 53rd WEG (ACC), Tyndall AFB, Fla.
- TX** 147th RW (ANG), Ellington Fld., Texas
301st FW (AFRC), NAS JRB Fort Worth, Texas
- TY** 325th FW (ACC), Tyndall AFB, Fla.
- VN** 71st FTW (AETC), Vance AFB, Okla.
- WA** 57th Wing (ACC), Nellis AFB, Nev.
- WI** 115th FW (ANG), Truax Fld., Wis.
- WM** 72nd TES (ACC), Whiteman AFB, Mo.
509th BW (AFGSC), Whiteman AFB, Mo.
- WP** 8th FW (PACAF), Kunsan AB, South Korea
- WV** 130th AW (ANG), Yeager Arpt., W.Va.
- WW** 35th FW (PACAF), Misawa AB, Japan
- XL** 47th FTW (AETC), Laughlin AFB, Texas
- YJ** 374th AW (PACAF), Yokota AB, Japan
- ZZ** 18th Wing (PACAF), Kadena AB, Japan












SSgt. J. D. Strong II/USAF

USAF Grades and Insignia

Officer

 Second Lieutenant (O-1)	 Brigadier General (O-7)
 First Lieutenant (O-2)	 Major General (O-8)
 Captain (O-3)	 Lieutenant General (O-9)
 Major (O-4)	 General (O-10)
 Lieutenant Colonel (O-5)	
 Colonel (O-6)	

Enlisted

Airman Basic (E-1) No insignia	 Master Sergeant (E-7)
 Airman (E-2)	 Senior Master Sergeant (E-8)
 Airman First Class (E-3)	 Chief Master Sergeant (E-9)
 Senior Airman (E-4)	 Chief Master Sergeant of the Air Force
 Staff Sergeant (E-5)	
 Technical Sergeant (E-6)	
 First Sergeant The diamond device, shown here on senior master sergeant stripes, denotes an E-7 through E-9 who advises and assists a squadron commander in managing unit activities.	 Command Chief Master Sergeant The star device shown here denotes an E-9 who serves in a 9E000 position as a command's senior enlisted managing unit activities advisor.

Awards and Decorations

Shown in order of precedence.



Medal of Honor (AF)



Air Force Cross



Defense
Distinguished
Service Medal



Distinguished
Service Medal (AF)



Silver Star



Defense Superior
Service Medal



Legion of Merit



Distinguished Flying
Cross



Airman's Medal



Bronze Star Medal



Purple Heart



Defense Meritorious
Service Medal



Meritorious Service
Medal (AF)



Air Medal



Aerial Achievement
Medal




Joint Service
Commendation
Medal



Air Force
Commendation
Medal



Joint Service
Achievement Medal



Air Force
Achievement Medal



Air Force Combat
Action Medal



Presidential Unit
Citation (AF)



Joint Meritorious
Unit Award



Gallant Unit Citation



Air Force Meritorious
Unit Award



Air Force
Outstanding Unit
Award



Air Force
Organizational
Excellence Award



Prisoner of War
Medal



Combat Readiness
Medal



Air Force Good
Conduct Medal



Good Conduct Medal



Air Reserve Forces
Meritorious Service
Medal



Outstanding Airman
of the Year Ribbon



Air Force
Recognition Ribbon



American Defense
Service Medal



American Campaign
Medal



Asiatic-Pacific
Campaign Medal



European-African-Middle
Eastern Campaign Medal



World War II
Victory Medal



Army of Occupation
Medal



Medal for Humane
Action



National Defense
Service Medal



Korean Service
Medal



Antarctica Service
Medal



Armed Forces
Expeditionary Medal



Vietnam Service
Medal



Southwest Asia
Service Medal



Kosovo Campaign
Medal



Afghanistan Campaign
Medal



Iraq Campaign Medal



Inherent Resolve
Campaign Medal



Global War
on Terrorism
Expeditionary Medal



Global War on
Terrorism Service
Medal



Korean Defense
Service Medal



Armed Forces
Service Medal



Humanitarian
Service Medal



Military Outstanding
Volunteer Service
Medal



Air & Space
Campaign Medal



Nuclear Deterrence
Operations Service
Medal



Air Force Overseas
Ribbon-Short



Air Force Overseas
Ribbon-Long



Air Force
Expeditionary
Service Ribbon



Air Force Longevity
Service Award
Ribbon



Air Force Special
Duty
Ribbon



USAF Basic Military
Training Instructor
Ribbon



Air Force Recruiter
Ribbon



Armed Forces
Reserve Medal



USAF NCO PME
Graduate Ribbon



USAF Basic Military
Training Honor
Graduate Ribbon



Small Arms Expert
Marksmanship
Ribbon



Air Force Training
Ribbon

Awards and Decorations, Continued



Philippine Defense Ribbon



Philippine Liberation Ribbon



Philippine Independence Ribbon



Philippine Presidential Unit Citation



ROK Presidential Unit Citation



RVN Gallantry Cross with Palm



United Nations Service Medal



United Nations Medal



NATO Meritorious Service Medal



NATO Medal for Yugoslavia



NATO Medal for Kosovo



Article 5 NATO Medal-Eagle Assist




Article 5 NATO Medal-Active Endeavor



Non-Article 5 NATO Medal-Balkans



Non-Article 5 NATO Medal-ISAF



Republic of Vietnam Campaign Medal



Kuwait Liberation Medal, Kingdom of Saudi Arabia



Kuwait Liberation Medal, Government of Kuwait



Republic of Korea Korean War Service Medal

Devices



Bronze Star

For number of campaigns or operations, multiple qualifications, or an additional award of an authorized ribbon.



Silver Star

One silver star is worn in lieu of five bronze service stars.



Silver and Bronze Stars

When worn together on a single ribbon, silver stars are worn to wearer's right of a bronze star.



Bronze Oak Leaf Cluster

For second and subsequent awards.



Silver Oak Leaf Cluster

For sixth, 11th, etc., entitlements or in lieu of five bronze OLCs.



Silver and Bronze OLCs

Silver OLCs are worn to the wearer's right of the bronze OLCs on the same ribbon.



Valor Device

For valor; not an additional award; only one per ribbon; worn to the wearer's right of OLCs on the same ribbon.



Arrowhead Device

Shows participation in assigned tactical combat parachute, glider, or amphibious assault landing; worn on campaign medals, Korean Service Medal, and Armed Forces and GWOT Expeditionary medals.



Combat Device

For meritorious service under combat conditions.



Remote Device

For remote contribution to a combat operation.



Hourglass Device

Issued for the Armed Forces Reserve Medal in bronze for 10 years of service, silver for 20, and gold for 30.



Arctic Device

Worn on Air Force Overseas Ribbon-Short for service north of Arctic Circle; one per ribbon; worn to the wearer's right of OLCs.



Mobility Device

Worn with the Armed Forces Reserve Medal to denote Active Duty status for at least one day during a contingency; here with number of mobilizations.



Nuclear Device

Worn on the Nuclear Deterrence Operations Service Medal to indicate direct support.



Wintered Over Device

Worn on Antarctica Service Medal to denote staying on the Antarctic continent over the winter—bronze for one; gold, two; silver, three.



Plane Device

Worn on Army of Occupation Medal for 90 consecutive days in direct support of the Berlin Airlift, June 26, 1948, to Sept. 30, 1949.

USAF Specialty Berets

Airmen in seven USAF specialties are authorized to wear a colored beret along with the insignia of that particular field.



Combat Controller/Special Tactics Officer



Pararescue/Combat Rescue Officer



Security Forces



Survival, Evasion, Resistance, and Escape



Tactical Air Command and Control

(Tactical Air Control Party crest)



Air Liaison Officer

(TACP flash and rank)



Weather Parachutist